

---

November 1998

# NATIVE AMERICAN HOUSING

## Information on HUD's Funding of Indian Housing Programs



---

---

**Resources, Community, and  
Economic Development Division**

B-280876

November 30, 1998

The Honorable Thad Cochran  
United States Senate

Dear Senator Cochran:

The Department of Housing and Urban Development (HUD) has traditionally provided federal housing assistance to Native Americans through many of the same programs that have provided public housing to the nation's low-income families. However, this changed significantly on October 26, 1996, when the President signed the Native American Housing Assistance and Self-Determination Act of 1996 (NAHASDA) into law. This act separated Indian housing programs from public housing programs. Under NAHASDA, federal housing assistance for Indian tribes is to be provided in a manner that recognizes the tribes' right of self-determination and self-governance, offering tribes the maximum flexibility to plan, implement, and administer their own unique housing programs. Moreover, the new act eliminated most of the existing Indian housing assistance programs and grants and replaced them with a single block grant program that went into effect on October 1, 1997. Given concerns over the last 2 years with the management of Indian housing programs,<sup>1</sup> you requested that we examine certain aspects of the Department's implementation of NAHASDA:

- How did the Department allocate funding to Indian housing authorities and tribes before NAHASDA's enactment, and how much was appropriated for Indian housing programs in fiscal years 1993 through 1997?
- What factors did the Department use to allocate Indian housing block grant funding to tribes and tribally designated housing entities<sup>2</sup> under NAHASDA, and did the Department consider current tribal housing needs, past tribal housing management performance, and the magnitude of unspent housing grant funding for incomplete housing projects? What is the amount, type, and "age" of unspent funding for incomplete housing projects?
- What is the status of the Department's Indian housing block grant funding for fiscal years 1998 and 1999?

---

<sup>1</sup>See *Native American Housing: Challenges Facing HUD's Indian Housing Program* (GAO/T-RCED-97-105, Mar. 12, 1997) and the Department of Housing and Urban Development's Office of Inspector General's audit report, *Office of Native American Programs Oversight of Indian Housing Authorities* (Washington, D.C.: Feb. 1998).

<sup>2</sup>In the remainder of our report, we refer to tribes and tribally designated housing entities simply as "housing entities."

---

## Results in Brief

Before the Native American Housing Assistance and Self-Determination Act became effective on October 1, 1997, the Department of Housing and Urban Development distributed funding to Indian housing authorities and tribes through 14 different programs. Each of the 14 programs had its own criteria for awarding and allocating grant funding. For nine of these programs, funding was awarded competitively, requiring the Indian housing authorities or tribes to submit project proposals, which the Department then scored and ranked, awarding grants to the highest-ranked projects. For the other five programs, the Department allocated funding to Indian housing authorities or tribes noncompetitively, using formulas or distributing the funds on a first-come, first-served basis. Over 5 fiscal years, 1993 through 1997, the Department provided a total of \$2.8 billion to Indian housing authorities and tribes through these 14 programs.

After the Native American Housing Assistance and Self-Determination Act went into effect for fiscal year 1998, eliminating 9 of the 14 separate Indian housing programs and replacing them with a single block grant program, the Department used the act's noncompetitive allocation formula to determine the grant amounts for the 575 Indian housing entities. The formula has two components: (1) the costs of operating and modernizing existing housing units and (2) the need for providing affordable housing activities.<sup>3</sup> The Department considers current tribal housing needs in calculating the second component of the formula. The allocation formula does not include a factor for past management performance. According to HUD's Office of General Counsel, it was legally constrained from considering Indian housing authorities' past management performance as a factor in awarding fiscal year 1998 block grants under the Native American Housing Assistance and Self-Determination Act. HUD's rationale was that there is no authority under the new act for the Department to consider the authorities' failure to comply with requirements and regulations that are no longer in effect. However, relying on other guidance, HUD has placed conditions on the use of Native American Housing Assistance and Self-Determination grant funds if a housing entity has a history of problems with administering other federal grant programs. Furthermore, in subsequent years, HUD can consider performance under the Native American Housing Assistance and Self-Determination Act when dispensing new grants. The block grant formula also did not consider the approximately \$929 million in total unspent Indian housing program funding awarded in previous years because, although the programs that

---

<sup>3</sup>Among the activities funded through this second component are new construction, rehabilitation, rental assistance, and counseling.

---

provided those dollars were eliminated, the funding addresses needs that continue to exist. Most of the unspent funds were provided in fiscal years 1993 through 1997 through two programs—Development and Modernization. Entities must report their planned use of those funds to the Department as part of their Indian housing plans.

For fiscal year 1998, \$590 million was appropriated for the Indian housing block grants awarded under the new act. As of July 1, 1998, over 97 percent of the housing entities had submitted the required Indian housing plans to the Department describing their planned use of block grant funds. As of September 30, 1998, the Department had reviewed and approved 327 plans, representing approximately \$548 million in funding, and was in the process of reviewing 40 additional plans representing another \$39 million. For fiscal year 1999, the Department requested \$600 million for the program; however, the Department had not calculated final individual grant amounts.

---

## Background

Until fiscal year 1998, Indian housing authorities<sup>4</sup> and tribes received most of their funding for low-income housing through programs established under the U.S. Housing Act of 1937<sup>5</sup> and administered by HUD's Office of Native American Programs. Through its headquarters and six field offices, and with the help of 217 Indian housing authorities, HUD administered the housing programs that benefited Native American families that live in or near tribal areas. HUD provided funding to construct, maintain, and rehabilitate low-income housing through programs such as Development, Operating Subsidies, and Modernization.

On October 26, 1996, the Native American Housing Assistance and Self-Determination Act was signed into law, separating Indian housing from public housing, administratively and financially. The regulations implementing NAHASDA were developed by a negotiated rulemaking committee. The committee had 58 members, 48 of them from geographically diverse small, medium, and large tribes; the other 10 were HUD employees. After review by the Office of Management and Budget, HUD published the final rule implementing NAHASDA on March 12, 1998; it went into effect on April 13, 1998.

---

<sup>4</sup>Prior to the enactment of NAHASDA, Indian housing authorities managed the majority of Indian housing programs. An Indian housing authority is a business entity established by a tribal government, organized under tribal or state law, to develop and manage assisted housing units.

<sup>5</sup>The U.S. Housing Act of 1937, as amended, created the Public Housing Program to provide decent, safe, and sanitary housing for low-income families; in 1961, the Department determined that this included Native American low-income families.

NAHASDA eliminated 9 of HUD's 14 separate Indian housing programs, replacing them with a single block grant program with one set of funding criteria for HUD to administer and, according to HUD officials, one system for managing and accounting for funds.<sup>6</sup> The new act also allowed tribes to designate themselves, new housing entities, or existing Indian housing authorities as the housing entity to manage existing housing, to plan and implement housing programs, and to administer block grant funding. This change resulted in the number of housing entities more than doubling, from 217 housing authorities to 575 tribally designated housing entities. Under NAHASDA, to receive funding, each housing entity must submit an Indian housing plan to HUD describing 1-year and 5-year housing goals and objectives, housing needs, and financial resources.

## HUD Used Competitive and Noncompetitive Processes to Provide Indian Housing Grant Funding

Prior to NAHASDA, HUD provided funding directly to Indian housing authorities and tribes through 14 programs for which a total of \$2.8 billion was appropriated in fiscal years 1993 through 1997.<sup>7</sup> Each program had its own criteria for awarding and allocating funds and its own system for managing and accounting for the funds. For nine of the programs, Indian housing authorities or tribes competed for funding. The Indian housing authorities and tribes submitted project proposals, which HUD then scored and ranked, awarding grants for the highest-ranked projects. For the other five programs, HUD allocated funds to Indian housing authorities or tribes noncompetitively through a formula or on a first-come, first-served basis. Tables I.1 and I.2 in appendix I describe each program and the criteria used to provide funding.

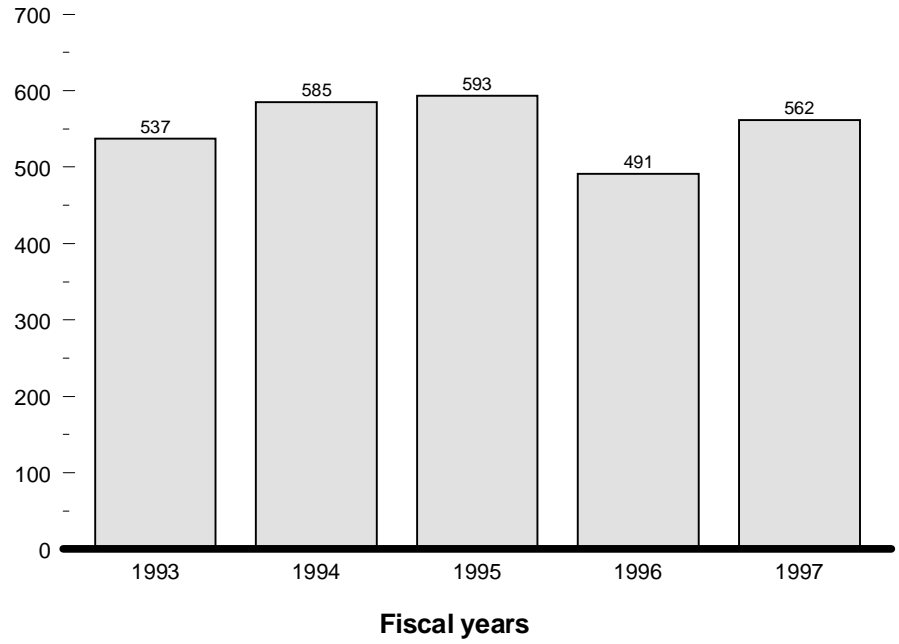
Funding for HUD's Indian housing programs has remained relatively consistent in recent years, ranging from a low of \$491 million in fiscal year 1996 to a high of \$593 million in fiscal year 1995, as shown in figure 1. In fiscal year 1997, the last year these programs were funded separately, funding was approximately \$562 million, of which almost \$322 million, or 57 percent, was awarded through competitive programs. The approximately \$240 million (43 percent) remaining was allocated noncompetitively. Figure 2 shows how the fiscal year 1997 funds were distributed.

<sup>6</sup>NAHASDA did not affect five programs: Indian Community Development Block Grants, Drug Elimination Grants, Drug Elimination Technical Assistance Grants, Economic Development and Supportive Services, and Section 184 Indian Home Loan Guarantees.

<sup>7</sup>HUD also provided funding for demonstration programs—some funded only for 1 year, others funded infrequently in small amounts.

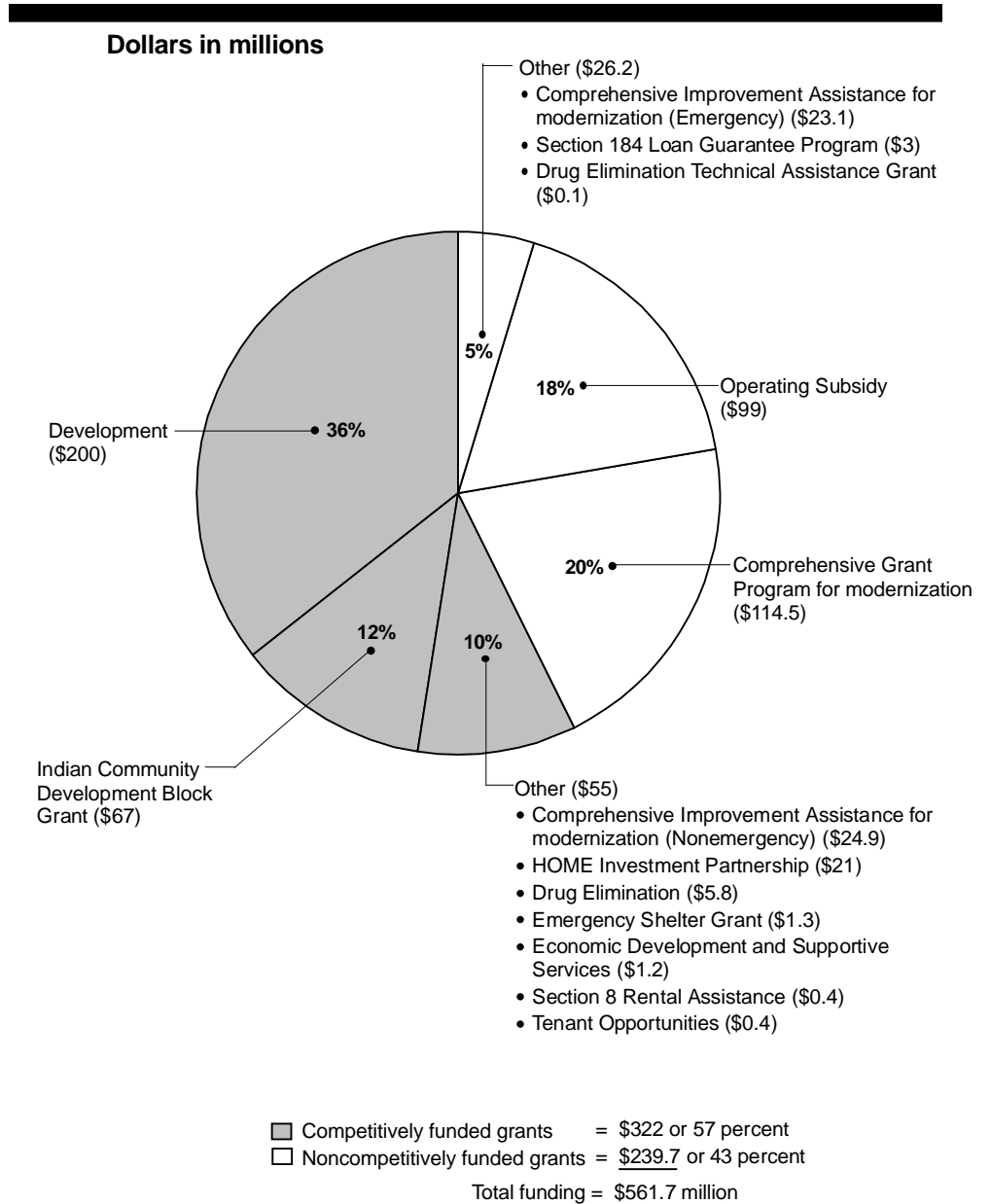
**Figure 1: Funding for HUD's Indian Housing Programs, Fiscal Years 1993-97**

**Dollars in millions**



Source: GAO's analysis based on data from HUD's Office of Native American Programs.

**Figure 2: Competitive and Noncompetitive Indian Housing Programs, Fiscal Year 1997**



Note: Percentages do not sum to 100 percent because of rounding.

Source: GAO's analysis based on data from HUD's Office of Native American Programs.



## The Formula Used to Determine Fiscal Year 1998 NAHASDA Block Grants Did Not Consider Past Housing Authority Performance or Unspent Funding

With the start of the NAHASDA program, HUD applied the act's allocation formula to determine the amounts of the fiscal year 1998 block grants. The formula considers tribes' housing needs, but did not include a factor for housing authorities' past performance. HUD determined that the Department was legally constrained from considering the past management performance of Indian housing authorities. The formula also did not factor in \$929 million provided in past years but not yet spent by the Indian housing authorities and tribes. Most of the unspent funding was provided in fiscal years 1993 through 1997 for the Development and Modernization programs, which were intended to assist Indian housing authorities in building new housing and modernizing existing units. The housing entities can continue to use these unspent funds as originally planned or as proposed in their Indian housing plans.

## NAHASDA Funding Is Based on Two Components—Maintaining Existing Housing and Need for Affordable Housing

The NAHASDA block grant formula consists of two components: (1) the costs of operating and modernizing existing housing units and (2) the need for providing affordable housing. A housing entity's total block grant amount is the sum of the amounts determined under each of these two components—or the amount an Indian housing authority received in fiscal year 1996 for modernization and operating subsidy.<sup>8</sup>

To determine funding for the first component—operating and modernizing—HUD calculates the number of existing housing units an entity has and the operating costs of providing that housing. HUD then calculates the modernization costs of keeping these units in good working order. These two cost figures are combined as the entity's funding amount under the first component of the NAHASDA formula. To calculate funding of the second component of the NAHASDA formula—need for affordable housing—HUD uses various factors. These factors reflect each housing entity's Native American population, income levels, local housing costs and housing conditions, and the extent of housing shortages. Hence, it is through the calculation of this component that tribal housing needs are considered in the distribution of NAHASDA funding.

In allocating funds in the first year of the NAHASDA program, HUD recognized that the data used to calculate block grants may need to be improved. HUD has hired a contractor to review alternative data sources to use when applying the NAHASDA formula. In addition, NAHASDA regulations require that HUD, with the consultation and involvement of the tribes, review the

<sup>8</sup>NAHASDA has provisions to assure tribes of minimum grant amounts based on the amount of funds they received before the act went into effect. For a more detailed discussion, see appendix II, page 32.

---

formula and, if necessary, revise the formula within 5 years. Appendix II provides a more detailed description of the current formula.

---

**Past Housing Authority Management Performance Was Not a Factor in Calculating Fiscal Year 1998 Block Grants, but Performance Under NAHASDA May Be a Factor in the Future**

HUD interpreted NAHASDA as legally constraining the Department from considering Indian housing authorities' past management performance as a factor in determining the eligibility of housing entities for fiscal year 1998 NAHASDA block grants. Indian housing authorities' past performance came under the requirements and regulations for programs created under the U.S. Housing Act of 1937, requirements and regulations that are no longer in effect since NAHASDA eliminated most of these programs. According to HUD's Office of General Counsel, there is no provision under NAHASDA allowing HUD, when awarding block grant funding under the act, to consider Indian housing authorities' failure to comply with requirements and regulations that are no longer in effect. Consequently, the housing entities were given the opportunity to demonstrate good management and performance under NAHASDA. However, HUD does have the authority<sup>9</sup> and has, in several instances, placed conditions, such as additional monitoring and oversight, on the use of grant funds by a housing entity that has a history of poor performance in administering federal grant programs. For example, for a tribe with problems administering its Indian Community Development Block Grant and HOME programs, HUD plans to more closely monitor expenditures of NAHASDA block grant funds and to require that the tribe submit quarterly program and financial reports.

In future fiscal years, regulations permit HUD, when dispensing new grants, to consider how well housing entities have managed past NAHASDA grants. NAHASDA regulations allow HUD to sanction poorly managed housing entities by (1) reducing or eliminating future grant funding or (2) replacing the housing entity managing the program. Such actions may be taken if HUD determines, through activities such as reviewing reports provided by tribes or making site visits, that housing entities are substantially noncompliant with NAHASDA regulations.<sup>10</sup> HUD plans to closely monitor housing entities that are having performance problems and to provide them with technical assistance to help them comply with NAHASDA

---

<sup>9</sup>HUD relied on 24 C.F.R. part 85, Administrative Requirements for Grants and Cooperative Agreements to State, Local, and Federally Recognized Indian Tribal Governments, which provides a number of remedies for noncompliance with grant terms.

<sup>10</sup>NAHASDA regulations define substantial noncompliance as (1) a material effect on a recipient meeting an Indian housing plan's goals and objectives, (2) a material pattern of activities constituting willful noncompliance with NAHASDA, (3) an expenditure of a material amount of the NAHASDA funding budgeted by the recipient for a material activity, and (4) placing the housing program at substantial risk of fraud, waste, or abuse.

---

requirements. To monitor and assist these entities, HUD is using Internet e-mail to facilitate the submission and review of Indian housing plans and to respond to housing entities' questions about the program.

Providing additional monitoring and technical assistance may pose a challenge for HUD, given the Department's decreasing resources. HUD's Inspector General has stated that effectively overseeing housing entities while simultaneously implementing the NAHASDA program may prove difficult with current HUD staffing because the number of housing entities served by HUD under NAHASDA will more than double.

Until the first year of NAHASDA is completed, HUD will not know what the impact this increase in the number of housing entities served will have on its workload. The Deputy Assistant Secretary, Office of Native American Programs, estimated that 221 staff years will be needed to fully implement Indian housing programs. Meanwhile, several changes are planned to accommodate the future workload with the present staffing level of 178 employees. The planned changes include addressing the length and frequency of site visits, modifying some work processes, and using technology to improve efficiency. The Deputy Assistant Secretary added that because of the resource limitations, the office may have to reduce the number of site visits to tribal housing entities during fiscal year 1999. HUD plans to visit only 20 percent of the housing entities, instead of 33 percent as originally planned.

Under NAHASDA regulations, the tribes also have a responsibility to monitor the performance and compliance of their housing entities. For example, tribes are required to ensure that their entities prepare periodic progress reports, including annual compliance assessments and performance and audit reports.

---

### Unspent Indian Housing Funding Was Not a Factor in Calculating Fiscal Year 1998 NAHASDA Block Grants

The unspent \$929 million in Indian housing funding was not a factor in calculating the fiscal year 1998 block grants because, according to HUD officials, the unspent funding addresses needs that continue to exist. This funding, awarded in previous years, remains available for housing entities to complete ongoing work or for eligible NAHASDA activities. NAHASDA regulations require housing entities to use unspent funding for housing planned under earlier housing programs if contracts have already been signed. However, if such contracts have not been signed, NAHASDA regulations allow the entities to integrate the funding into their overall NAHASDA housing plan. Housing entities report these unspent funds and the

---

plans for their use as part of the Indian housing plans they submit for HUD's approval.

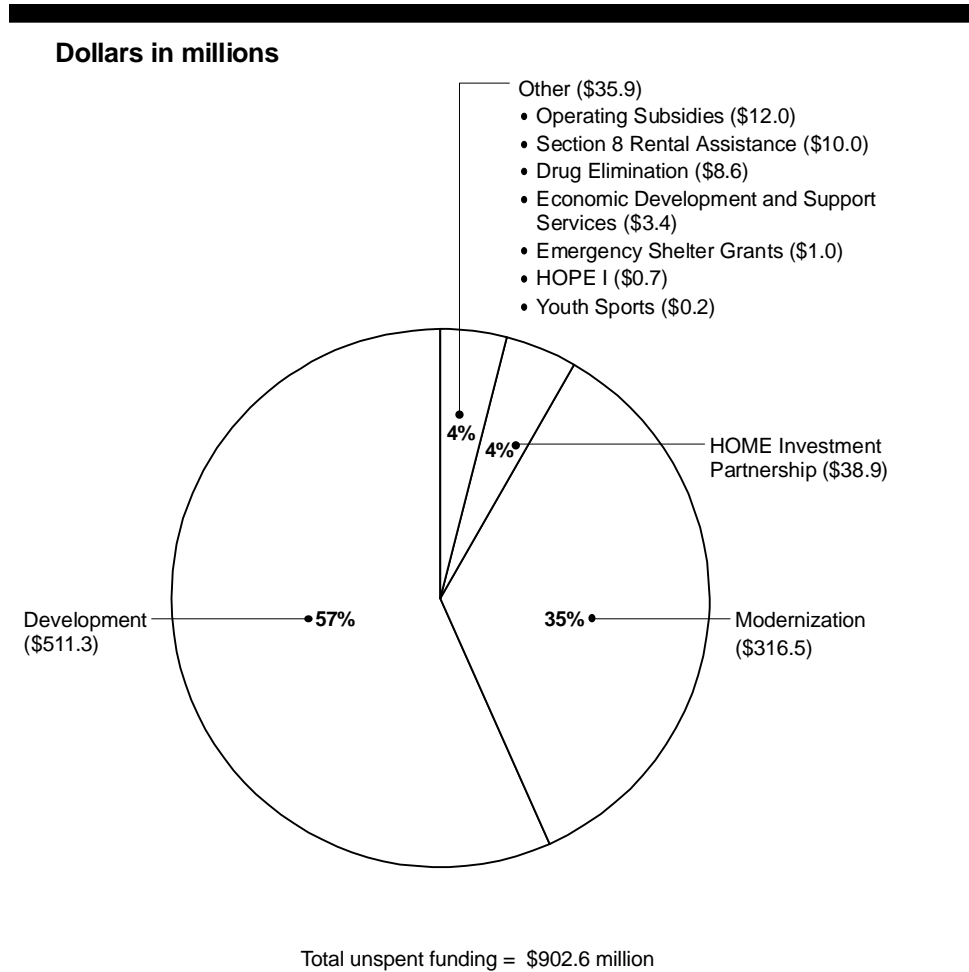
Officials from HUD's Office of the Chief Financial Officer told us that some funds, particularly the Development and Modernization funds, have remained unspent because of the construction difficulties some projects on Indian lands have encountered.<sup>11</sup> These difficulties include legal disputes and the remoteness of the Indian lands, which makes access difficult for the builders and other individuals, businesses, and suppliers needed to construct housing.

Most of the unspent funding, almost \$903 million of it, was provided in fiscal years 1993 through 1997 and was for the Development and Modernization programs. The unspent funding provided in fiscal years 1993 through 1997 is shown by program in figure 3. Over this same 5-year period, HUD provided a total of \$2.8 billion for Indian housing programs; thus, about 30 percent of this funding remains unspent. In appendix III, table III.1 shows the unspent Indian housing funding by program over an 18-year period. Table III.2 shows the unspent Indian housing funding over the same period for 15 Indian housing authorities and tribes that have unspent funding of more than \$10 million each.

---

<sup>11</sup>We reported on the difficulties in building housing on Indian lands in February 1998 and March 1997. See Native American Housing: Homeownership Opportunities on Trust Lands Are Limited (GAO/RCED-98-49, Feb. 24, 1998) and Native American Housing: Information on HUD's Housing Programs for Native Americans (GAO/RCED-97-64, Mar. 28, 1997).

**Figure 3: Unspent Indian Housing Funding Provided in Fiscal Years 1993-97, by Program**



Source: GAO's analysis based on data from HUD's Program Accounting System.

## HUD Has Allocated NAHASDA Block Grants for Fiscal Year 1998 and Requested 1999 Funding

As of September 30, 1998, HUD had allocated most of the fiscal year 1998 NAHASDA block grants and had requested funds from the Congress for fiscal year 1999 block grants. To receive grants from the \$590 million available for the NAHASDA program in fiscal year 1998, each of the 575 housing entities had to submit an Indian housing plan by July 1, 1998. HUD had received plans representing over 97 percent of the entities by the deadline. As of September 30, 1998, HUD had approved 327 plans representing approximately \$548 million and was in the process of reviewing 40 additional plans representing \$39 million—for a total of 367 plans and

---

\$587 million in fiscal year 1998 block grants. Appendix IV shows the fiscal year 1998 block grant amount for each housing entity.

For the fiscal year 1999 program, HUD requested \$600 million from the Congress. As of September 30, 1998, however, HUD had not calculated the final fiscal year 1999 block grant allocations because it had not yet received its appropriation. Fiscal year 1999 Indian housing plans are due by July 1, 1999, for HUD's review and approval.

---

## Conclusions

Passage and implementation of NAHASDA presents HUD and the Native American tribes with both opportunities and challenges. NAHASDA allows HUD to manage and monitor most housing assistance to tribes through a single program. At the same time, NAHASDA more than doubled the number of grantees that must be assisted and monitored—during a period of declining resources at the Department. As for the tribes, they gained the freedom to set their own priorities and to determine how to best meet their housing needs with the resources available. Yet the tribes will ultimately be responsible for making sure that grant funds are spent efficiently and appropriately. It is too soon to determine how well HUD and the tribes will meet the challenges presented by NAHASDA.

---

## Agency Comments

We provided the Department of Housing and Urban Development with a draft of this report for review and comment. HUD generally agreed with the report but commented that we should recognize that the Department merely administers the NAHASDA formula. The formula was a product of the negotiated rulemaking process, and the Department did not determine or control the elements of the formula. We have expanded the discussion in our report to reflect this concern.

HUD also suggested that we include information on standard spend-out rates for the Development and Modernization programs in our discussion of unspent program funding to allow for a more comprehensive understanding of the issue. We believe that our discussion of the unspent program funding addresses this concern. We point out that most of the unspent funding was appropriated over a recent 5-year period—fiscal years 1993 through 1997. Furthermore, we describe the difficulties of building on Indian lands and point out that Development and Modernization funds can remain unspent because of these difficulties. Consequently, we did not make the suggested change to the report.

---

Additionally, HUD provided a number of suggested technical and clarification comments that we have incorporated as appropriate.

---

## Scope and Methodology

To determine how HUD awarded and allocated funding to Indian housing authorities and tribes before NAHASDA's enactment, we reviewed regulations governing HUD's grant award programs. In addition, we reviewed the applicable HUD handbooks and guidebooks and interviewed officials from HUD's headquarters Office of Native American Programs in Washington, D.C., and Denver, Colorado, who were familiar with the programs' funding. To determine the aggregate funding amounts for Indian housing programs in fiscal years 1993 through 1997, we obtained data from HUD's annual reports.

To determine what factors HUD used to allocate Indian housing block grant funding to housing entities under NAHASDA, we reviewed NAHASDA, the final rule developed under the act, notices, and plans for implementing NAHASDA. We also analyzed the NAHASDA block grant allocation formula. We discussed the NAHASDA block grant allocation process and formula with officials of HUD's Office of Native American Programs who were responsible for NAHASDA's implementation. In addition, we interviewed members of the NAHASDA Negotiated Rulemaking Committee who participated in drafting the final rule and the block grant allocation formula. To determine the amount, type, and "age" of unspent Indian housing program funds, we analyzed data obtained for us by HUD from its Program Accounting System. We did not systematically verify the accuracy of HUD's data or conduct a reliability assessment of HUD's databases as part of this assignment.

To determine the status of Indian housing block grant funding for fiscal year 1998, we reviewed HUD's reports on housing entities' status in meeting NAHASDA funding requirements and the associated funding amounts. We also interviewed officials of HUD's Office of Native American Programs who were responsible for calculating and allocating the fiscal year 1998 block grants.

We performed our work from June 1998 through November 1998 in accordance with generally accepted government auditing standards.

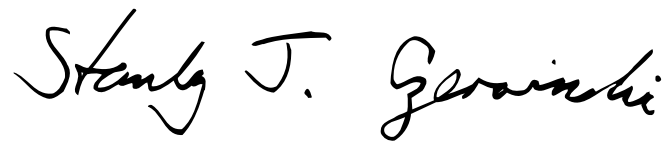
---

We are sending copies of this report to the Secretary of HUD and the Director, Office of Management and Budget. We will make copies available

---

to others on request. Please call me at (202) 512-7631 if you or your staff have any questions. Major contributors to this report are listed in appendix V.

Sincerely yours,

A handwritten signature in black ink that reads "Stanley J. Czerwinski". The signature is written in a cursive style with a large initial 'S' and 'C'.

Stanley J. Czerwinski  
Associate Director, Housing and  
Community Development Issues



---

---

---

# Contents

---

Letter	1
Appendix I Grant Award Criteria and Fiscal Year 1997 Funding for Competitive and Noncompetitive Indian Housing Programs	20
Appendix II Formula Used to Allocate NAHASDA Block Grant Funding	32
How Funding for Operating and Modernizing Housing Is Calculated	32
Sample Funding Calculation for Operating and Modernizing Existing Housing	33
Data Sources HUD Used in Calculating Operating and Modernizing Funding	34
How Funding for Need for Additional Housing Is Calculated	35
Sample Calculation for Need for Housing Activities	36
Data Sources Used in Calculating Funding for the Need for Housing Activities	38
NAHASDA Regulations Provide Minimum Funding Guarantees	38
Appendix III Unspent Indian Housing Funding, 1980-97	39

<p><b>Appendix IV</b>  <b>HUD’s Fiscal Year</b>  <b>1998 Indian Housing</b>  <b>Block Grant Amounts</b>  <b>Calculated for 575</b>  <b>Housing Entities</b></p>	<p>46</p>
<p><b>Appendix V</b>  <b>Major Contributors to</b>  <b>This Report</b></p>	<p>63</p>
<p><b>Tables</b></p>	<p>Table I.1: Competitive Grant Award Criteria for Indian Housing Programs and Fiscal Year 1997 Funding 20</p> <p>Table I.2: Noncompetitive Grant Allocation Criteria for Indian Housing Programs and Fiscal Year 1997 Funding 28</p> <p>Table II.1: Hypothetical Sample Calculation of Block Grant Funding for Operating Housing 33</p> <p>Table II.2: Hypothetical Sample Calculation of Block Grant Funding for Modernizing Housing 34</p> <p>Table II.3: Hypothetical Sample Calculation of a Housing Entity’s Weighted Share of Seven Need Factors 36</p> <p>Table III.1: Total Amounts of Unspent Indian Housing Funding By Programs 39</p> <p>Table III.2: Indian Housing Authorities and Tribes With More Than \$10 Million in Total Unspent Indian Housing Funding 40</p>
<p><b>Figures</b></p>	<p>Figure 1: Funding for HUD’s Indian Housing Programs, Fiscal Years 1993-97 5</p> <p>Figure 2: Competitive and Noncompetitive Indian Housing Programs, Fiscal Year 1997 6</p> <p>Figure 3: Unspent Indian Housing Funding Provided in Fiscal Years 1993-97, by Program 11</p> <p>Figure II.1: Formula for Calculating Funding for Operating and Modernizing Existing Housing 32</p> <p>Figure II.2: Formula for Calculating Funding for Need for Housing Activities 36</p>

---

**Figure II.3: Hypothetical Sample Calculation of Funding for Need  
for Housing Activities**

37

---

**Abbreviations**

HUD	Department of Housing and Urban Development
NAHASDA	Native American Housing Assistance and Self-Determination Act of 1996
ONAP	Office of Native American Programs
TDC	total development cost

---

---

# Grant Award Criteria and Fiscal Year 1997 Funding for Competitive and Noncompetitive Indian Housing Programs

**Table I.1: Competitive Grant Award Criteria for Indian Housing Programs and Fiscal Year 1997 Funding**

Program	Description	Fiscal year 1997 funding (dollars in millions)
Development <sup>a</sup>	Assists Indian housing authorities in developing, acquiring, and rehabilitating housing for Native American families	\$200.0
Indian Community Development Block Grant	Assists tribes in developing decent housing, suitable living environments, and economic opportunities for low- and moderate- income families	67.0

**Appendix I  
Grant Award Criteria and Fiscal Year 1997  
Funding for Competitive and  
Noncompetitive Indian Housing Programs**

**Criteria**

**For determining total funding allocated to a field office's area**

- Bureau of Indian Affairs housing needs assessment
- Percentage of the area's total need
- Estimated number of units to be funded
- Weighted average cost of developing housing within each area

**For determining Indian housing authority's or tribe's eligibility**

- Indian housing authority established under state law or a HUD-approved tribal ordinance
- Indian housing authority had the capacity to administer the program as demonstrated by compliance with HUD standards for housing development, modernization, and operations
- Indian housing authority met performance eligibility thresholds to apply for housing development funding: environmental review, fiscal closeout, final site approval and control, utility supplier's firm commitment, and preconstruction certification

**For scoring and ranking proposals**

- Relative unmet need for housing
- Relative Indian housing authority occupancy rate compared with the occupancy rates of other eligible Indian housing authorities
- Time since last Development grant was approved compared with that for other eligible Indian housing authorities
- Current Indian housing authority development "pipeline" activity already in progress
- For fiscal year 1997, HUD applied additional factors for scoring and ranking that included clear Indian housing authority demonstration of preplanning housing project activities, site selection that results in cost savings, and innovative approaches to development or financing that reduce housing delivery time or increase the number of units

- \$1 million base amount for each field office
- Additional amount calculated by a formula that considered the latest Census data for the eligible Native American population residing in each area and the extent of poverty and housing overcrowding

- Reasonableness of project's cost
- Project's appropriateness for intended use
- Project can be achieved within 2 years
- Tribe's administrative, managerial, and technical capacity
- Tribe's past grants administration
- Tribe's actions to impede development of housing for low- and moderate-income individuals
- Outstanding block grant obligations to HUD

- Need for project and its design
- Project planning
- Leveraging of block grant funding

(continued)

---

**Appendix I  
Grant Award Criteria and Fiscal Year 1997  
Funding for Competitive and  
Noncompetitive Indian Housing Programs**

---

<b>Program</b>	<b>Description</b>	<b>Fiscal year 1997 funding (dollars in millions)</b>
Comprehensive Improvement Assistance Program for modernization <sup>a</sup> (Nonemergency)	Assists Indian housing authorities that manage fewer than 250 units in modernizing existing housing and improving Indian housing authority management	24.9
HOME Investment Partnership <sup>a</sup>	Assists tribes in expanding the supply of affordable housing for low- and very-low-income families by building and repairing housing	21.0
Drug Elimination	Assists Indian housing authorities in establishing and implementing antidrug and anticrime programs in Indian housing developments	5.8

---



**Appendix I  
Grant Award Criteria and Fiscal Year 1997  
Funding for Competitive and  
Noncompetitive Indian Housing Programs**

**Criteria**

<b>For determining total funding allocated to a field office's area</b>	<b>For determining Indian housing authority's or tribe's eligibility</b>	<b>For scoring and ranking proposals</b>
<ul style="list-style-type: none"> <li>— Indian housing authority's need for repairing and replacing existing housing units</li> </ul>	<ul style="list-style-type: none"> <li>— Compliance with Fair Housing, Civil Rights, and environmental statutes</li> <li>— Housing projects have to be fully available for occupancy</li> </ul>	<ul style="list-style-type: none"> <li>— Project extent and urgency to comply with statutory, regulatory, or court-ordered deadlines</li> <li>— Extent of vacancies where the vacancies are not due to a lack of housing demand</li> <li>— Indian housing authority's modernization capability</li> <li>— Indian housing authority's management capability</li> <li>— Degree of residential involvement in the Indian housing authority's operations</li> <li>— Degree of Indian housing authority activity in resident initiatives</li> <li>— Degree of resident employment</li> <li>— Tribal government support for the modernization project</li> <li>— Degree of activity in coordinating and providing resident services</li> </ul>
<ul style="list-style-type: none"> <li>— Formula calculating housing needs for tribes within each field office area</li> </ul>	<ul style="list-style-type: none"> <li>— Administrative capacity to undertake the proposed housing project, including the necessary internal control systems</li> <li>— If the tribe participated in the HOME program before, it performed adequately</li> <li>— If the tribe had deficiencies in its prior administration of a HOME project, it took action to correct the deficiencies</li> </ul>	<ul style="list-style-type: none"> <li>Degree to which</li> <li>— project addressed the housing needs of the tribe and maximized benefits to low-income families</li> <li>— tribe had taken the financial, administrative, and legal actions necessary to undertake the proposed project and had the administrative staff to carry out the project</li> <li>— tribe would use other sources of funding, such as state grants, private mortgage insurance, private contributions, and other federal grants, to leverage funding for the project</li> </ul>
<ul style="list-style-type: none"> <li>— Funding awarded directly to Indian housing authorities by HUD's Office of Public and Indian Housing</li> </ul>	<ul style="list-style-type: none"> <li>— Plan for evaluating activities</li> <li>— Plan for establishing a relationship with local law enforcement entities</li> <li>— Coordination with empowerment zone and welfare reform efforts</li> <li>— Description of use of community facilities and bringing back community focus to housing authority properties</li> <li>— Assurance that Indian housing authority has a broad range of tools for making and maintaining a safe community</li> </ul>	<ul style="list-style-type: none"> <li>— Indian housing authority's administrative capacity and relevant experience</li> <li>— Problem's extent</li> <li>— Support of residents, local government, and community in implementing activities</li> <li>— Soundness of proposed plan</li> <li>— Extent of coordination and participation with other organizations in community planning</li> </ul>

(continued)

---

**Appendix I  
Grant Award Criteria and Fiscal Year 1997  
Funding for Competitive and  
Noncompetitive Indian Housing Programs**

---

<b>Program</b>	<b>Description</b>	<b>Fiscal year 1997 funding (dollars in millions)</b>
Emergency Shelter Grant <sup>a</sup>	Assists tribes in improving quality, increasing availability, and funding operations of emergency shelters and in providing essential services to homeless individuals	1.3
Economic Development and Supportive Services	Assists Indian housing authorities in establishing and implementing resident self-sufficiency programs and in supporting independent living for elderly and disabled residents	1.2
Section 8 Rental Assistance <sup>a</sup>	Assists Indian housing authorities in providing subsidies to low- and very-low-income families for renting safe, decent, and sanitary private sector housing	0.4

**Appendix I  
Grant Award Criteria and Fiscal Year 1997  
Funding for Competitive and  
Noncompetitive Indian Housing Programs**

**Criteria**

**For determining total funding allocated to a field office's area**

— Formula calculating emergency shelter needs for tribes within each field office area

**For determining Indian housing authority's or tribe's eligibility**

— Form, timeliness, and completeness of application  
 — Tribe's eligibility as determined by Department of Treasury Office of Revenue Sharing  
 — Eligibility of persons to be served for program assistance  
 — Tribe's building compliance with disability requirements

**For scoring and ranking proposals**

— Tribe's capacity to carry out the proposed activities successfully and within a reasonable time  
 — Tribe's service to the homeless population that is most difficult to reach and serve  
 — Existence of an unmet need for the proposed project  
 — Appropriateness of proposed activities to meet the needs of the served population  
 — Extent of coordination with other community programs

— Funding awarded directly to Indian housing authorities by HUD's Office of Public and Indian Housing

— 51 percent or more of the residents included in the proposed project are affected by welfare reform  
 — Proposed activities must take place in a community facility that is easily accessible for applicants  
 — Community resources must be firmly committed to the project  
 — Indian housing authority's compliance with current programs  
 — Troubled housing authority must use a contract administrator

— Indian housing authority's administrative capacity and relevant experience  
 — Extent of problem and need for project  
 — Soundness of program approach and methodology  
 — Indian housing authority's ability to leverage project resources  
 — Extent of coordination with community to identify and address problems

— Funding provided to field offices to assist Indian housing authorities in providing funds for eligible families

— Families, not Indian housing authorities or tribes, must be eligible for assistance

— Funding provided to field offices to assist Indian housing authorities in providing funds for eligible families

(continued)

---

**Appendix I  
Grant Award Criteria and Fiscal Year 1997  
Funding for Competitive and  
Noncompetitive Indian Housing Programs**

---

<b>Program</b>	<b>Description</b>	<b>Fiscal year 1997 funding (dollars in millions)</b>
Tenant Opportunities <sup>a</sup>	Assists Indian housing resident organizations in establishing educational, professional, and economic programs	0.4
<b>Total program funding</b>		<b>\$322.0</b>

**Appendix I  
Grant Award Criteria and Fiscal Year 1997  
Funding for Competitive and  
Noncompetitive Indian Housing Programs**

**Criteria**

**For determining total funding allocated to a field office's area**

— Funding awarded directly to organizations by HUD's Office of Public and Indian Housing

**For determining Indian housing authority's or tribe's eligibility**

— 51 percent or more of the residents included in the proposed project are affected by welfare reform  
 — Signed agreement between the applicant and the housing authority describing each of their roles and responsibilities  
 — Proposed activities must take place in a community facility that is easily accessible for applicants  
 — Must use the services of a contract administrator or mediator  
 — Must be a registered nonprofit organization  
 — Compliance with current programs and no unresolved audit findings  
 — Contract administrator must not be in default  
 — Letters of support from project participants  
 — Certification of resident organization board elections

**For scoring and ranking proposals**

— Resident organization's administrative capacity to carry out the project and its relevant experience  
 — Need for the project and extent of the problem  
 — Soundness of program approach and methodology  
 — Resident organization's ability to leverage project resources  
 — Extent that project reflects a coordinated community-based process identifying and addressing the problem  
 — HUD ONAP awarded a small portion of the funding using a lottery system

<sup>a</sup>NAHASDA eliminated this program.

**Appendix I  
Grant Award Criteria and Fiscal Year 1997  
Funding for Competitive and  
Noncompetitive Indian Housing Programs**

**Table I.2: Noncompetitive Grant  
Allocation Criteria for Indian Housing  
Programs and Fiscal Year 1997  
Funding**

<b>Program</b>	<b>Description</b>	<b>Fiscal year 1997 funding (dollars in millions)</b>
Comprehensive Grant Program for modernization <sup>a</sup>	Assists Indian housing authorities that manage 250 or more units in modernizing existing housing and improving Indian housing authority management	\$114.5
Operating Subsidy <sup>a</sup>	Assists Indian housing authorities in helping pay for operating expenses	99.0
Comprehensive Improvement Assistance Program for modernization <sup>a</sup> (Emergency)	Assists Indian housing authorities that manage fewer than 250 units in correcting conditions posing an immediate health and safety threat to residents	23.1
Section 184 Loan Guarantee	Assists Indian housing authorities, tribes, or Native American families in accessing private financing by providing HUD with funds to guarantee loans for constructing, acquiring, or rehabilitating housing	3.0

**Appendix I  
Grant Award Criteria and Fiscal Year 1997  
Funding for Competitive and  
Noncompetitive Indian Housing Programs**

**Criteria**

<b>For determining total funding allocated to a field office's area</b>	<b>For determining Indian housing authority's or tribe's eligibility</b>	<b>For allocating funding to Indian housing authorities or tribes</b>
— Funding allocated directly to field offices by HUD's Office of Public and Indian Housing	<ul style="list-style-type: none"> <li>— HUD approval of Indian housing authority's comprehensive plan identifying all physical condition and management improvements of existing housing and action plan for achieving them</li> <li>— Coordination with local officials in developing comprehensive plan</li> <li>— Indian housing authority board resolution approving comprehensive plan</li> <li>— Additional assurances or information required from HUD monitoring, audit findings, civil rights compliance findings, or corrective action orders</li> </ul>	— Formula calculating housing modernization needs of Indian housing authorities
— Funding allocated directly to field offices by HUD's Office of Public and Indian Housing	— Indian housing authorities must meet HUD financial management and occupant income requirements	— Performance Funding System formula for calculating what a well-managed Indian housing authority would need to operate its housing programs
— Indian housing authority's need for repairing existing housing units	<ul style="list-style-type: none"> <li>— Compliance with Fair Housing, Civil Rights, and environmental statutes</li> <li>— Housing projects have to be fully available for occupancy</li> </ul>	— All eligible applications funded subject to the availability of funds
— HUD does not allocate funding for loan guarantees to field offices	— Tribe must have developed eviction and foreclosure procedures	— HUD guarantees loans made by private lenders to applicants that meet loan qualifications

(continued)

---

**Appendix I  
Grant Award Criteria and Fiscal Year 1997  
Funding for Competitive and  
Noncompetitive Indian Housing Programs**

---

<b>Program</b>	<b>Description</b>	<b>Fiscal year 1997 funding (dollars in millions)</b>
Drug Elimination Technical Assistance Grant	Assists Indian housing authorities and housing authority resident organizations in hiring drug and crime elimination experts	0.1
<b>Total program funding</b>		<b>\$239.7</b>



**Appendix I  
Grant Award Criteria and Fiscal Year 1997  
Funding for Competitive and  
Noncompetitive Indian Housing Programs**

**Criteria**

**For determining total funding allocated to a field office's area**

— Funding allocated directly to technical assistance providers by HUD's Office of Public and Indian Housing

**For determining Indian housing authority's or tribe's eligibility**

Applicant must

- be a resident organization incorporated as nonprofit or if a resident management corporation, must enter into a contract with a housing authority or tribe
- if a consultant, have tribe- and antidrug-related experience
- meet eligibility requirements for the Drug Elimination Grant program
- not propose an ineligible activity
- describe the nature of the problem
- describe the technical assistance needed and the outcome of the assistance
- describe the steps being taken to address the problem
- describe how the assistance will help develop an antidrug and anticrime strategy
- commit to providing continued support of antidrug and anticrime activities
- include a field office confirmation form

**For allocating funding to Indian housing authorities or tribes**

— Funding is allocated on a first-come, first-served basis

<sup>a</sup>NAHASDA eliminated this program.

# Formula Used to Allocate NAHASDA Block Grant Funding

Using the block grant formula established under the Native American Housing Assistance and Self-Determination Act of 1996 (NAHASDA), the Department of Housing and Urban Development (HUD) allocates funds to Indian housing entities for (1) the costs of operating and modernizing existing housing units and (2) the need for providing affordable housing activities.<sup>1</sup> In calculating grant amounts for operating and modernizing existing housing, HUD, as specified in the formula, considers inflation since 1996 in the cost of providing these services, the number of housing units an entity operates, and the entity's cost of providing these services compared with the average cost for all entities. In calculating grant amounts for the need to provide affordable housing activities, HUD considers seven weighted factors specified in the formula indicating the need for housing activities and the cost of obtaining the activities. Additionally, once the block grants are calculated, HUD ensures that the funding amounts meet certain minimum levels.

## How Funding for Operating and Modernizing Housing Is Calculated

HUD calculates an entity's grant amount for operating and modernizing existing housing using fiscal year 1996 national average funding per housing unit and increasing it to reflect cost increases. After this inflation adjustment, HUD adjusts the national average amount to reflect geographic differences in the cost of operating and modernizing housing for each Indian housing entity. HUD then multiplies each entity's cost per unit by the number of housing units the entity operates to arrive at its grant amount. Figure II.1 illustrates the formula for calculating funding for operating and modernizing existing housing.

**Figure II.1: Formula for Calculating Funding for Operating and Modernizing Existing Housing**

$$\begin{array}{|c|} \hline \text{Prior Year's} \\ \text{Average} \\ \text{Funding Per} \\ \text{Housing Unit} \\ \hline \end{array} \times \begin{array}{|c|} \hline \text{Inflation} \\ \text{Adjustment} \\ \text{Factor} \\ \hline \end{array} \times \begin{array}{|c|} \hline \text{Geographic} \\ \text{Cost} \\ \text{Adjustment} \\ \text{Factor} \\ \hline \end{array} \times \begin{array}{|c|} \hline \text{Number of} \\ \text{Housing} \\ \text{Units} \\ \hline \end{array} = \begin{array}{|c|} \hline \text{A Grantee's} \\ \text{Funding} \\ \text{Amount} \\ \hline \end{array}$$

<sup>1</sup>While HUD identifies this part of the formula as the "need" component, we infer from the indicators it contains that the particular need being measured is for the provision of housing activities. The funds can be used for various activities, including new construction, rehabilitation, rental assistance, and counseling.

## Sample Funding Calculation for Operating and Modernizing Existing Housing

Housing entities operate a variety of units that are classified into three major types: (1) low-income rental units built under the U.S. Housing Act of 1937, (2) units operated under the Section 8 Rental Assistance program, and (3) Turnkey III and Mutual Help homeownership units. For the NAHASDA block grants, HUD separately calculates grant amounts that reflect the operating and modernizing needs of each of these types of housing units. An entity's funding reflects these needs and is the sum of two calculations.

Table II.1 shows a hypothetical sample calculation of an entity's funding for operating housing. In calculating funding for operating housing, HUD uses the 1996 national average funding for each of the three types of housing. In our hypothetical sample calculation, we assume that the inflation cost adjustment is 5.3 percent and that the entity's geographic cost factor is 14 percent above the national average. We also assume that the entity is responsible for operating 150 low-income housing units, 50 Section 8 housing units, and 20 Turnkey III and Mutual Help units. We use the fiscal year 1996 national average funding amount for each type of housing unit in our hypothetical calculation.

**Table II.1: Hypothetical Sample Calculation of Block Grant Funding for Operating Housing**

Housing type	Fiscal year 1996 average funding amount per unit	Inflation adjustment factor	Geographic cost adjustment factor	Number of units	Funding amount
Low-income	\$2,440	x 1.053	x 1.140	150	\$439,354
Section 8	\$3,625	x 1.053	x 1.140	50	217,576
Turnkey III and Mutual Help	\$528	x 1.053	x 1.140	20	12,676
<b>Total</b>					<b>\$669,606</b>

The national average funding amount for low-income units in fiscal year 1996 was \$2,440 per unit. We increase this amount by 5.3 percent for inflation and by 14 percent for operating costs above the national average, and consider that the entity operates 150 low-income units. Given these assumptions, our hypothetical housing entity would receive a grant amount of \$439,354 for low-income units. Similar calculations for Section 8 units and for Turnkey III and Mutual Help units yield grant amounts of

**Appendix II  
Formula Used to Allocate NAHASDA Block  
Grant Funding**

\$217,576 and \$12,676, respectively. Adding these three figures together yields a total operating housing grant amount of \$669,606.

In calculating funding for modernizing housing, HUD bases the average 1996 funding amount on the number of low-income and Turnkey III and Mutual Help units. Section 8 units are excluded in this calculation. The national average funding amount for modernizing housing units in fiscal year 1996 was \$1,974 per unit. The block grant uses the same inflation adjustment factor for both operating and modernizing housing. Consequently, we assume a 5.3-percent inflation adjustment for this calculation. Under the block grant, the geographic cost factor for modernizing housing differs from that used for operating housing. In our sample calculation, we assume that the entity's geographic cost factor is 2 percent below the national average. The resulting grant calculation for modernizing housing is shown in table II.2.

**Table II.2: Hypothetical Sample Calculation of Block Grant Funding for Modernizing Housing**

Housing type	Fiscal year 1996 average funding amount per unit		Inflation adjustment factor		Geographic cost adjustment factor		Number of units		Funding amount
Low-income	\$1,974	x	1.053	x	0.98	x	150	=	\$305,557
Turnkey III and Mutual Help	\$1,974	x	1.053	x	0.98	x	20	=	40,741
<b>Total</b>									<b>\$346,298</b>

We increase the fiscal year 1996 modernizing funding amount by 5.3 percent for inflation, reduce it by 2 percent for below average costs, and consider the 170 housing units the entity operates (150 low-income units and 20 Turnkey III and Mutual Help units). These calculations result in a modernizing grant amount of \$346,298. Adding this amount to the \$669,606 the entity receives for operating housing results in a total grant of \$1,015,904 for operating and modernizing housing.

**Data Sources HUD  
Used in Calculating  
Operating and  
Modernizing Funding**

For fiscal year 1998, HUD derived the number of housing units and areas served from reports submitted by Indian housing authorities or tribes. The numbers reported were confirmed by the Department. HUD adjusted costs for inflation using the housing cost component of the Consumer Price Index, published annually by the Bureau of Labor Statistics. HUD adjusted

for geographic differences in the cost of operating housing (for example, the costs of maintenance and tenant services) using the larger of the entity's historical Allowable Expense Levels for calculating operating subsidies under the Public Housing Program (prior to October 1, 1997) or the private sector housing Fair Market Rents, data collected and published annually by HUD. Fair Market Rents represent the rental cost of private sector housing units and reflect geographic differences in rental housing supply and demand in local U.S. housing markets.

HUD based the geographic cost factor used to calculate funding for modernizing housing on the cost of building a standard housing unit of moderate design in various geographic locations. Given moderate housing design specifications, HUD calculates the labor, materials, and other costs required to construct such a unit in various locations. These amounts are based on cost surveys conducted by private firms. Thus, the geographic cost factor reflects labor, materials, and other costs in the housing construction industry.

---

## How Funding for Need for Additional Housing Is Calculated

Once funding for operating and modernizing housing is determined for each entity, HUD totals the funding amounts and deducts the amounts from available appropriations. This calculation results in the amount of funding available to all housing entities to address the need to provide affordable housing activities. The formula for the need for housing activities allocates available funding among entities based on their proportionate share of seven weighted factors and the cost of building a standard housing unit of moderate design in various geographic locations. The geographic cost adjustment factor is the same as or similar to that used in the formula to calculate funding for modernizing housing.<sup>2</sup> Figure II.2 shows the formula for calculating funding for the need for housing activities.

---

<sup>2</sup>The cost adjustment factor is the ratio of an entity's total development cost (TDC) to the average TDC of all entities included in the calculation. Because some of the entities do not receive funding under the modernization component of the formula, the average TDC for modernization funding may differ from the average TDC under this component of the formula.

**Appendix II  
Formula Used to Allocate NAHASDA Block  
Grant Funding**

**Figure II.2: Formula for Calculating Funding for Need for Housing Activities**

$$\boxed{\text{Amount Available for Distribution}} \times \boxed{\text{Grantee's Share of Seven Weighted Factors}} \times \boxed{\text{Geographic Cost Adjustment Factor}} = \text{Grantee's Funding for Need for Housing Activities}$$

**Sample Calculation  
for Need for Housing  
Activities**

The formula for calculating funding for the need to provide affordable housing activities uses various weighted need factors. The factors capture the portions of the national population that fall into seven categories and are American Indians or Alaska Natives living in areas where a tribe has jurisdiction or has provided substantial housing services. These categories include the Native American population, low-income households, households with housing cost exceeding half their income, low-income households in need of housing, and households living in overcrowded conditions or without kitchen or plumbing facilities. Table II.3 shows each factor and its associated weight. HUD multiplies each housing entity's share of each factor by the factor's assigned weight and adds the total for all factors to produce the entity's weighted share for the seven need factors.

**Table II.3: Hypothetical Sample Calculation of a Housing Entity's Weighted Share of Seven Need Factors**

	<b>Need factors</b>	<b>Weight</b>	<b>Hypothetical housing entity's share of factor</b>	<b>Weighted share of factor<sup>a</sup></b>
1	Population (American Indians and Alaska Natives)	0.11	0.0050	0.000550
2	Households that are in overcrowded units or lacking plumbing or kitchen facilities	0.25	0.0055	0.001375
3	Households with housing costs that exceed 50 percent of income	0.22	0.0060	0.001320
4	Number of low-income households in excess of available housing	0.15	0.0075	0.001125
5	Low-income households	0.07	0.0070	0.000490
6	Very-low-income households	0.07	0.0055	0.000385
7	Extremely-low-income households	0.13	0.0075	0.000975
<b>Total</b>				<b>0.00622</b>

<sup>a</sup>The "weighted share of the factor" is calculated by multiplying "weight" by the "hypothetical housing entity's share of the factor."

**Appendix II  
Formula Used to Allocate NAHASDA Block  
Grant Funding**

The third column of table II.3 shows the weight for each of the seven need factors. For example, in our sample calculation, we assume that a housing entity's jurisdiction covers, or that the entity has provided, substantial housing services to one-half of 1 percent of the total American Indian and Alaska Native population (see factor 1 in the table). This factor receives a weight of 11 percent in the formula. Multiplying the entity's share of the American Indian and Alaska Native population by the factor's weight produces the entity's weighted share for the factor. To produce the entity's weighted share of the seven factors, we make similar computations for each factor and add the entity's weighted shares together.

HUD uses the formula shown in figure II.3 to calculate an entity's funding for the need to provide affordable housing activities. To illustrate, we assume that \$100 million of the program's total appropriation remains after the operating and modernizing grants have been allocated. We use the weighted share of the seven need factors as calculated in table II.3, 0.00622. We also assume that the entity's geographic cost factor is 2 percent below the national average. Multiplying these amounts results in a grant calculation of \$609,560 for need for housing activities.

**Figure II.3: Hypothetical Sample Calculation of Funding for Need for Housing Activities**

Amount Available for Distribution	x	Grantee's Share of Seven Weighted Factors	x	Geographic Cost Adjustment Factor	=	Funding for Need for Housing Activities
\$100,000,000	*	0.00622	*	0.98	=	\$609,560

After calculating funding for operating and modernizing housing and for the need for housing activities, HUD combines the amounts into a single block grant. The total grant amount of our hypothetical sample calculation is \$1,267,736.

---

## **Data Sources Used in Calculating Funding for the Need for Housing Activities**

For fiscal year 1998, HUD used the same geographic cost factor to calculate funding for the need to provide affordable housing activities as it did for modernizing existing housing. HUD obtained data for each of the seven need factors from the 1990 U.S. Census, which HUD updated to reflect current conditions. Housing entities can challenge the Census data by conducting their own surveys subject to HUD guidelines and by submitting the data to HUD for use in calculating grant amounts for need for housing activities.

---

## **NAHASDA Regulations Provide Minimum Funding Guarantees**

The NAHASDA regulations establish two kinds of minimum funding levels for housing entities. Consequently, when HUD calculates funding amounts that are below the legislated minimums, housing entities are given additional funds. The first minimum funding level guarantees every entity an allocation that at least equals its fiscal year 1996 funding for operating and modernizing housing. The second minimum funding level guarantees every housing entity an allocation of at least \$50,000 for funding the need for affordable housing activities. In subsequent years, HUD will reduce the second minimum funding guarantee to \$25,000, and in fiscal year 2002, it will be eliminated.



# Unspent Indian Housing Funding, 1980-97

**Table III.1: Total Amounts of Unspent Indian Housing Funding by Programs**

Program	1980-1989	1990	1991	1992	1993	1994	1995	1996	1997	Total
Development	\$4.1	\$1.1	\$5.6	\$5.5	\$24.6	\$67.5	\$119.2	\$129.9	\$170.1	\$527.6 <sup>a</sup>
Modernization	0.2	0.0	0.2	1.3	7.5	11.4	34.6	75.7	187.4	318.2
HOME	0.0	0.0	0.0	0.0	1.5	3.8	6.4	9.7	17.5	38.9
Section 8	5.9	0.7	0.4	0.2	2.5	4.3	0.3	2.6	0.2	17.2
Operating Subsidy	0.0	0.0	0.0	0.0	0.0	0.2	0.3	0.3	11.2	12.0
Drug Elimination	0.0	0.0	0.2	0.0	0.0	0.0	0.5	3.0	5.0	8.8
Economic Development	0.0	0.0	0.0	0.1	0.0	0.0	0.0	3.0	0.4	3.5
Emergency Shelter Grants	0.0	0.0	0.0	0.0	0.0	0.0	0.1	0.1	0.8	1.0
Family Self-Sufficiency	0.0	0.0	0.0	0.9	0.0	0.0	0.0	0.0	0.0	0.9
HOPE 1	0.0	0.0	0.0	0.0	0.0	0.7	0.0	0.0	0.0	0.7
Miscellaneous	0.0	0.2	0.0	0.0	0.0	0.0	0.0	0.0	0.0	0.2
Youth Sports	0.0	0.0	0.0	0.0	0.0	0.1	0.1	0.0	0.0	0.2
<b>Total</b>	<b>\$10.3</b>	<b>\$2.1</b>	<b>\$6.4</b>	<b>\$7.9</b>	<b>\$36.1</b>	<b>\$88.0</b>	<b>\$161.6</b>	<b>\$224.2</b>	<b>\$392.6</b>	<b>\$929.2</b>

Note: Detail may not sum to totals because of rounding.

<sup>a</sup>Total includes \$7,031 in unspent Development funds awarded in fiscal year 1971 to the Navajo Housing Authority.

Source: GAO analysis based on data from HUD's Program Accounting System.

**Appendix III  
Unspent Indian Housing Funding, 1980-97**

**Table III.2: Indian Housing Authorities and Tribes With More Than \$10 Million in Total Unspent Indian Housing Funding**

<b>Indian housing authority/tribe and programs</b>	<b>1980-1989</b>	<b>1990</b>	<b>1991</b>
<b>Navajo Housing Authority, Arizona</b>			
Development	\$42,940	\$0	\$0
Modernization	0	0	7,921
Operating Subsidy	0	0	0
Drug Elimination	0	0	0
Youth Sports	0	0	0
Tenant Opportunity	0	0	0
Section 8	0	724,500	167,009
Subtotal	42,940	724,500	174,930
<b>Choctaw Nation Housing Authority, Oklahoma</b>			
Development	21,700	0	0
Modernization	0	0	0
Drug Elimination	0	0	0
Section 8	320,142	0	11,458
Subtotal	341,842	0	11,458
<b>Association of Village Council Presidents Housing Authority, Alaska</b>			
Development	124,283	175,939	36,075
Modernization	0	0	0
Operating Subsidy	0	0	0
Subtotal	124,283	175,939	36,075
<b>Cherokee Nation Housing Authority, Oklahoma</b>			
Development	168,871	13,353	4,700
Modernization	0	0	0
Drug Elimination	0	0	0
Economic Development	0	0	0
Section 8	2,241,769	0	0
Subtotal	2,410,640	13,353	4,700
<b>Tagiugmiullu Nunamiullu Housing Authority, Alaska</b>			
Development	15,000	0	0
Modernization	0	0	0
Operating Subsidy	0	0	0
Subtotal	15,000	0	0
<b>Tohono O'odham Housing Authority, Arizona</b>			

**Appendix III  
Unspent Indian Housing Funding, 1980-97**

1992	1993	1994	1995	1996	1997	Total
\$2,437,015	\$810,429	\$10,903,286	\$31,567,573	\$16,354,860	\$0	\$62,123,133 <sup>a</sup>
0	362,143	357,391	1,703,830	3,278,125	12,325,219	18,034,629
0	0	0	0	14,869	4,090,503	4,105,372
0	0	1,421	92,449	0	0	93,870
0	0	8,100	175	0	0	8,275
0	0	0	0	0	0	0
0	18,185	267,527	0	0	0	1,177,221
2,437,015	1,190,756	11,537,725	33,364,027	19,647,854	16,415,722	85,542,500
0	379,473	201,360	7,494,496	11,508,137	0	19,605,166
0	0	0	554,830	2,621,880	2,901,711	6,078,421
0	0	0	0	183,063	421,147	604,210
63,291	17,174	552,534	0	0	0	964,599
63,291	396,647	753,894	8,049,326	14,313,080	3,322,858	27,252,396
11,301	81,280	330,165	0	10,846,071	3,702,767	15,307,882
0	0	0	0	187,825	2,645,934	2,833,759
0	0	0	0	0	248,483	248,483
11,301	81,280	330,165	0	11,033,896	6,597,184	18,390,124
39,747	0	3,298,263	0	1,340,364	4,415,000	9,280,299
0	0	0	0	0	2,505,038	2,505,038
0	0	0	0	141,792	695,205	836,997
0	0	0	0	980,692	0	980,692
22,213	288,499	812,343	58,970	742,467	200,709	4,366,970
61,960	288,499	4,110,606	58,970	3,205,315	7,815,952	17,969,996
0	0	2,825,756	3,923,608	0	3,392,144	10,156,509
0	0	0	1,219,006	1,384,864	1,517,217	4,121,086
0	0	0	0	78,280	8,779	87,059
0	0	2,825,756	5,142,614	1,463,144	4,918,140	14,364,654

(continued)

**Appendix III  
Unspent Indian Housing Funding, 1980-97**

<b>Indian housing authority/tribe and programs</b>	<b>1980-1989</b>	<b>1990</b>	<b>1991</b>
Development	108,827	0	1
Modernization	144,465	0	0
Operating Subsidy	0	0	0
Subtotal	253,292	0	1
<b>Standing Rock Housing Authority, South Dakota</b>			
Development	0	0	0
Modernization	0	0	0
Operating Subsidy	0	0	0
Subtotal	0	0	0
<b>Northern Circle Housing Authority, California</b>			
Development	71,215	0	0
Modernization	0	0	0
Operating Subsidy	0	0	0
Drug Elimination	0	0	0
Subtotal	71,215	0	0
<b>Bering Straits Regional Housing Authority, Alaska</b>			
Development	16,314	0	0
Modernization	0	0	0
Subtotal	16,314	0	0
<b>Navajo Nation of Arizona, New Mexico and Utah</b>			
Modernization	0	0	0
HOME	0	0	0
Subtotal	0	0	0
<b>Yurok Housing Authority, California</b>			
Development	0	0	0
Subtotal	0	0	0
<b>Karuk Tribe Housing Authority, California</b>			
Development	0	0	0
Modernization	0	0	0
Operating Subsidy	0	0	0
Drug Elimination	0	0	0
Economic Development	0	0	0
Section 8	0	0	0
Subtotal	0	0	0

**Appendix III  
Unspent Indian Housing Funding, 1980-97**

<b>1992</b>	<b>1993</b>	<b>1994</b>	<b>1995</b>	<b>1996</b>	<b>1997</b>	<b>Total</b>
0	2,007,701	0	0	86,000	0	2,202,528
52,042	1,913,765	2,040,680	2,980,294	2,392,303	2,261,424	11,784,973
0	0	0	0	0	9,110	9,110
52,042	3,921,466	2,040,680	2,980,294	2,478,303	2,270,534	13,996,611
0	13,850	5,227,542	5,919,606	0	0	11,160,998
0	0	0	0	0	2,392,389	2,392,389
0	0	0	0	0	58,376	58,376
0	13,850	5,227,542	5,919,606	0	2,450,765	13,611,763
18,200	2,708,151	4,968,066	0	249,314	4,050,288	12,065,234
0	0	0	0	968	755,392	756,360
0	0	0	0	0	229,715	229,715
0	0	0	0	55,973	86,143	142,116
18,200	2,708,151	4,968,066	0	306,255	5,121,538	13,193,425
0	0	1,500,000	1,011,663	5,631,099	3,776,247	11,935,322
0	0	0	0	469,563	703,974	1,173,537
0	0	1,500,000	1,011,663	6,100,662	4,480,221	13,108,859
9,533	4,354	93,561	941,979	4,947,668	4,834,399	10,831,494
0	663,066	1,202,000	0	0	0	1,865,066
9,533	667,420	1,295,561	941,979	4,947,668	4,834,399	12,696,560
0	0	0	0	2,144,820	10,546,517	12,691,336
0	0	0	0	2,144,820	10,546,517	12,691,336
0	0	0	0	4,730,539	7,085,126	11,815,665
0	0	0	0	142,227	586,307	728,534
0	0	0	0	0	14,145	14,145
0	6	0	0	0	0	6
25,356	0	0	0	0	0	25,356
0	0	0	0	0	7,721	7,721
25,356	6	0	0	4,872,765	7,693,298	12,591,426

(continued)

**Appendix III  
Unspent Indian Housing Funding, 1980-97**

<b>Indian housing authority/tribe and programs</b>	<b>1980-1989</b>	<b>1990</b>	<b>1991</b>
<b>Pueblo of Acoma Housing Authority, New Mexico</b>			
Development	0	0	0
Modernization	0	0	0
Operating Subsidy	0	0	0
Drug Elimination	0	0	0
Subtotal	0	0	0
<b>Owens Valley Housing Authority, California</b>			
Development	0	0	0
Modernization	0	0	0
Operating Subsidy	0	0	0
Economic Development	0	0	0
Youth Sports	0	0	0
Subtotal	0	0	0
<b>Qualla Housing Authority, North Carolina</b>			
Development	175,112	0	0
Modernization	0	0	0
Operating Subsidy	0	0	0
Drug Elimination	0	0	0
Section 8	0	0	0
Subtotal	175,112	0	0
<b>Total</b>	<b>\$3,450,638</b>	<b>\$913,792</b>	<b>\$227,164</b>

**Appendix III  
Unspent Indian Housing Funding, 1980-97**

<b>1992</b>	<b>1993</b>	<b>1994</b>	<b>1995</b>	<b>1996</b>	<b>1997</b>	<b>Total</b>
0	993,400	1,519,818	200,000	905,420	5,098,135	8,716,774
50,086	348,541	477,990	402,653	326,841	318,358	1,924,470
0	0	0	0	0	42,569	42,569
0	0	0	236,615	0	50,000	286,615
50,086	1,341,942	1,997,809	839,268	1,232,261	5,509,062	10,970,428
0	2,983,136	0	0	0	5,839,637	8,822,772
0	0	0	0	622,503	1,041,869	1,664,372
0	0	0	0	0	145,836	145,836
0	0	0	0	0	77,500	77,500
0	0	0	17,927	0	0	17,927
0	2,983,136	0	17,927	622,503	7,104,842	10,728,408
0	1,355,221	2,197,382	2,360,665	427,135	0	6,515,515
0	0	0	663,698	830,823	1,290,980	2,785,501
0	0	0	0	0	171,720	171,720
0	0	0	0	132,634	248,155	380,789
0	296,414	54,650	0	0	0	351,064
0	1,651,635	2,252,032	3,024,363	1,390,592	1,710,855	10,204,589
<b>\$2,728,785</b>	<b>\$15,244,787</b>	<b>\$38,839,838</b>	<b>\$61,350,036</b>	<b>\$73,759,119</b>	<b>\$90,791,886</b>	<b>\$287,313,075</b>

<sup>a</sup>Navajo Housing Authority has \$7,031 in unspent development funds awarded in fiscal year 1971 that are not shown, but are included in the total.

Source: GAO analysis based on data from HUD's Program Accounting System.

# HUD's Fiscal Year 1998 Indian Housing Block Grant Amounts Calculated for 575 Housing Entities

HUD office/housing entity	Fiscal year 1996 adjustment	Operating and modernizing existing housing	Need for housing activities	Total
<b>Alaska Office of Native American Programs (Anchorage, Alaska)</b>				
Afognak	\$0	\$0	\$50,000	\$50,000
Ahtna Native Regional Corp.	0	803,320	104,883	908,203
Akhiok	0	0	50,000	50,000
Akiachak	0	0	392,103	392,103
Akiak	0	0	240,007	240,007
Akutan	0	0	50,000	50,000
Alakanuk	0	0	436,112	436,112
Alatna	0	0	52,228	52,228
Aleknagik	0	0	134,086	134,086
Aleutian Regional Corp.	0	1,966,036	80,712	2,046,748
Algaaciq (St. Mary's)	0	0	50,000	50,000
Allakaket	0	0	171,276	171,276
Ambler	0	0	217,492	217,492
Anaktuvuk Pass	0	0	179,863	179,863
Andreafski	0	0	303,000	303,000
Angoon	0	0	253,364	253,364
Aniak	0	0	244,719	244,719
Annette Island (Metlakakla)	0	952,646	450,718	1,403,364
Anvik	0	0	111,538	111,538
Arctic Slope Native Regional Corp.	0	2,671,001	326,417	2,997,418
Arctic Village	0	0	159,331	159,331
Atka	0	0	50,000	50,000
Atmautluak	0	0	218,690	218,690
Atkasuk (Atkasook)	0	0	125,127	125,127
Baranof Island Regional Corp.	0	570,247	976,513	1,546,760
Barrow	0	0	1,038,462	1,038,462
Beaver	0	0	122,147	122,147
Belkofski	0	0	50,000	50,000
Bering Straits Native Regional Corp.	0	2,749,747	50,000	2,799,747
Bill Moore's Slough	0	0	50,000	50,000
Birch Creek	0	0	94,148	94,148
Brevig Mission	0	0	199,917	199,917

(continued)



**Appendix IV  
HUD's Fiscal Year 1998 Indian Housing  
Block Grant Amounts Calculated for 575  
Housing Entities**

<b>HUD office/housing entity</b>	<b>Fiscal year 1996 adjustment</b>	<b>Operating and modernizing existing housing</b>	<b>Need for housing activities</b>	<b>Total</b>
Bristol Bay Native Regional Corp.	0	2,086,968	50,000	2,136,968
Buckland	0	0	266,237	266,237
Calista Native Regional Corp.	0	6,826,319	70,170	6,896,489
Cantwell	0	0	50,000	50,000
Chalkyitsik	0	0	91,284	91,284
Chanega	0	0	50,000	50,000
Chefornak	0	0	255,813	255,813
Chevak	0	0	576,265	576,265
Chickaloon	0	0	50,000	50,000
Chignik	0	0	50,000	50,000
Chignik Lagoon	0	0	50,000	50,000
Chignik Lake	0	0	94,891	94,891
Chilkat	0	0	62,415	62,415
Chilkoot	0	0	97,185	97,185
Chistochina	0	0	50,000	50,000
Chitina	0	0	50,000	50,000
Chuatbaluk	0	0	55,474	55,474
Chugach Native Regional Corp.	0	1,181,842	336,987	1,518,829
Chuloonawick	0	0	50,000	50,000
Circle	0	0	50,000	50,000
Clark's Point	0	0	65,731	65,731
Cook Inlet Native Regional Corp.	0	3,646,373	7,759,824	11,406,197
Council	0	0	50,000	50,000
Craig	0	0	90,156	90,156
Crooked Creek	0	0	90,901	90,901
Curyung	0	0	707,840	707,840
Deering	0	0	191,512	191,512
Dot Lake	0	0	50,000	50,000
Douglas	0	0	147,173	147,173
Doyon Native Regional Corp.	0	2,361,527	5,239,663	7,601,190
Eagle	0	0	78,570	78,570
Eek	0	0	225,215	225,215
Egegik	0	0	115,561	115,561
Eklutna	0	0	61,916	61,916

(continued)

**Appendix IV  
HUD's Fiscal Year 1998 Indian Housing  
Block Grant Amounts Calculated for 575  
Housing Entities**

<b>HUD office/housing entity</b>	<b>Fiscal year 1996 adjustment</b>	<b>Operating and modernizing existing housing</b>	<b>Need for housing activities</b>	<b>Total</b>
Ekuk	0	0	50,000	50,000
Ekwok	0	0	87,261	87,261
Elim	0	0	252,959	252,959
Emmonak	0	0	403,597	403,597
Evansville (Bettles Field)	0	0	50,000	50,000
Eyak	0	0	50,000	50,000
False Pass	0	0	50,000	50,000
Fort Yukon	0	0	514,380	514,380
Gakona	0	0	50,000	50,000
Galena	0	0	339,596	339,596
Gambell	0	0	543,066	543,066
Georgetown	0	0	50,000	50,000
Golovin (Chinik)	0	0	153,792	153,792
Goodnews Bay	0	0	252,834	252,834
Grayling	0	0	116,642	116,642
Gulkana	0	0	63,562	63,562
Hamilton	0	0	50,000	50,000
Healy Lake	0	0	61,849	61,849
Holy Cross	0	0	297,856	297,856
Hoonah	0	0	133,071	133,071
Hooper Bay	0	0	765,920	765,920
Hughes	0	0	76,282	76,282
Huslia	0	0	261,512	261,512
Hydaburg	0	0	198,439	198,439
Igiugig	0	0	50,000	50,000
Iliamna	0	0	50,000	50,000
Inalik (Diomedede)	0	0	157,855	157,855
Ivanoff Bay	0	0	50,000	50,000
Kaguyak	0	0	50,000	50,000
Kake	0	0	132,523	132,523
Kaktovik (Barter Island)	0	0	186,168	186,168
Kalskag	0	0	132,062	132,062
Kaltag	0	0	206,411	206,411
Kanatak	0	0	50,000	50,000
Karluk	0	0	50,000	50,000
Kasigluk	0	0	309,048	309,048
Kassan	0	0	50,000	50,000

(continued)

**Appendix IV  
HUD's Fiscal Year 1998 Indian Housing  
Block Grant Amounts Calculated for 575  
Housing Entities**

<b>HUD office/housing entity</b>	<b>Fiscal year 1996 adjustment</b>	<b>Operating and modernizing existing housing</b>	<b>Need for housing activities</b>	<b>Total</b>
Kenaitze	0	0	334,880	334,880
Ketchikan	0	0	923,481	923,481
Kiana	0	0	234,102	234,102
King Cove	0	0	52,770	52,770
King Island	0	0	214,196	214,196
Kipnuk	0	0	541,053	541,053
Kivalina	0	0	231,362	231,362
Klawock	0	0	162,059	162,059
Kluti Kaah (Copper Center)	0	0	90,469	90,469
Knik	0	0	50,000	50,000
Kobuk	0	0	57,326	57,326
Kokhanok	0	0	163,599	163,599
Koliganek	0	0	181,733	181,733
Kongiganak	0	0	205,451	205,451
Koniag Native Regional Corp.	0	2,390,598	593,589	2,984,187
Kotlik	0	0	377,963	377,963
Kotzebue	0	0	1,312,189	1,312,189
Koyuk	0	0	191,897	191,897
Koyukuk	0	0	116,435	116,435
Kwethluk	0	0	497,032	497,032
Kwigillingok	0	0	287,415	287,415
Kwinhagak (Quinhagak)	0	0	496,365	496,365
Larsen Bay	0	0	50,000	50,000
Lesnoi (Woody Island)	0	0	50,000	50,000
Levelock	0	0	116,593	116,593
Lime	0	0	62,596	62,596
Lower Kalskag	0	0	284,520	284,520
Manley Hot Springs	0	0	50,000	50,000
Manokotak	0	0	250,856	250,856
Marshall	0	0	187,278	187,278
Mary's Igloo	0	0	50,000	50,000
McGrath	0	0	156,342	156,342
Mekoryuk	0	0	242,902	242,902
Mentasta	0	0	77,564	77,564
Minto	0	0	163,309	163,309
Mountain Village	0	0	372,881	372,881

(continued)

**Appendix IV  
HUD's Fiscal Year 1998 Indian Housing  
Block Grant Amounts Calculated for 575  
Housing Entities**

<b>HUD office/housing entity</b>	<b>Fiscal year 1996 adjustment</b>	<b>Operating and modernizing existing housing</b>	<b>Need for housing activities</b>	<b>Total</b>
Naknek	0	0	96,531	96,531
NANA Native Regional Corp.	0	3,025,334	115,444	3,140,778
Nanwelek (English Bay)	0	0	50,000	50,000
Napaimute	0	0	50,000	50,000
Napakiak	0	0	268,381	268,381
Napaskiak	0	0	310,296	310,296
Nelson Lagoon	0	0	57,875	57,875
Nenana	0	0	88,255	88,255
New Stuyahok	0	0	302,444	302,444
Newhalen	0	0	112,322	112,322
Newtok	0	0	191,503	191,503
Nightmute	0	0	106,423	106,423
Nikolai	0	0	132,524	132,524
Nikolski	0	0	50,000	50,000
Ninilchik	0	0	115,135	115,135
Noatuk	0	0	231,478	231,478
Nome	0	0	1,027,192	1,027,192
Nondalton	0	0	137,485	137,485
Noorvik	0	0	302,902	302,902
Northway	0	0	114,732	114,732
Nuiqsut	0	0	233,455	233,455
Nulato	0	0	288,280	288,280
Nunapitchuk	0	0	313,630	313,630
Ohogamiut	0	0	50,000	50,000
Old Harbor	0	0	121,103	121,103
Orutsararmuit (Bethel)	0	0	1,993,850	1,993,850
Oscarville	0	0	50,000	50,000
Ouzinkie	0	0	56,554	56,554
Paimiut	0	0	50,000	50,000
Pauloff Village	0	0	50,000	50,000
Pedro Bay	0	0	50,000	50,000
Perryville	0	0	91,868	91,868
Petersburg	0	0	182,169	182,169
Pilot Point	0	0	50,000	50,000
Pilot Station	0	0	355,408	355,408
Pitka's Point	0	0	144,982	144,982
Platinum	0	0	102,978	102,978

(continued)

**Appendix IV  
HUD's Fiscal Year 1998 Indian Housing  
Block Grant Amounts Calculated for 575  
Housing Entities**

HUD office/housing entity	Fiscal year 1996 adjustment	Operating and modernizing existing housing	Need for housing activities	Total
Point Hope	0	0	396,766	396,766
Point Lay	0	0	115,842	115,842
Port Graham	0	0	50,000	50,000
Port Heiden	0	0	50,000	50,000
Port Lions	0	0	50,373	50,373
Portage Creek	0	0	50,000	50,000
Qagan Tayagungin (Sand Point)	0	0	124,429	124,429
Qawalangin (Unalaska)	0	0	66,058	66,058
Rampart	0	0	99,098	99,098
Red Devil	0	0	50,000	50,000
Ruby	0	0	119,407	119,407
Russian Mission (Yukon)	0	0	179,207	179,207
Saint George	0	0	66,482	66,482
Saint Michael	0	0	223,716	223,716
Saint Paul	0	0	138,218	138,218
Salamatoff	0	0	70,392	70,392
Savoonga	0	0	544,306	544,306
Saxman	0	0	82,922	82,922
Scammon Bay	0	0	289,347	289,347
Selawik	0	0	435,627	435,627
Seldovia	0	0	50,000	50,000
Shageluk	0	0	149,918	149,918
Shaktoolik	0	0	103,670	103,670
Sheldon's Point	0	0	91,020	91,020
Shishmaref	0	0	404,060	404,060
Shungnak	0	0	152,185	152,185
Skagway	0	0	50,000	50,000
Sleetmute	0	0	125,691	125,691
Solomon	0	0	50,000	50,000
South Naknek	0	0	69,225	69,225
Stebbins	0	0	326,636	326,636
Stevens	0	0	139,449	139,449
Stoney River	0	0	99,421	99,421
Takotna	0	0	50,000	50,000
Tanacross	0	0	89,899	89,899
Tanana	0	0	310,339	310,339

(continued)

**Appendix IV  
HUD's Fiscal Year 1998 Indian Housing  
Block Grant Amounts Calculated for 575  
Housing Entities**

<b>HUD office/housing entity</b>	<b>Fiscal year 1996 adjustment</b>	<b>Operating and modernizing existing housing</b>	<b>Need for housing activities</b>	<b>Total</b>
Tatitlek	0	0	50,000	50,000
Tazlina	0	0	50,000	50,000
Telida	0	0	50,000	50,000
Teller	0	0	140,387	140,387
Tetlin	0	0	73,155	73,155
Tlingit and Haida	0	3,462,463	1,916,883	5,379,346
Togiak	0	0	493,467	493,467
Toksook Bay	0	0	250,764	250,764
Tuluksak	0	0	267,715	267,715
Tuntutuliak	0	0	275,263	275,263
Tununak	0	0	244,420	244,420
Twin Hills	0	0	63,542	63,542
Tyonek	0	0	129,135	129,135
Ugashik	0	0	50,000	50,000
Umkumiute	0	0	50,000	50,000
Unalakleet	0	0	365,712	365,712
Unga	0	0	50,000	50,000
Venetie	0	0	182,508	182,508
Wainwright	0	0	379,830	379,830
Wales	0	0	144,596	144,596
White Mountain	0	0	161,602	161,602
Wrangell	0	0	272,929	272,929
Yakutat	0	0	97,820	97,820
<b>Eastern/Woodlands Office of Native American Programs (Chicago, Illinois)</b>				
Aroostook Band of Micmac	0	0	264,338	264,338
Bad River Band	0	726,554	579,538	1,306,092
Bay Mills Indian Community	0	316,043	130,764	446,807
Boise Forte Band of Minnesota Chippewa	625,857	313,223	90,881	1,029,961
Catawba Indian Tribe	0	0	1,323,851	1,323,851
Cayuga Nation	0	0	543,690	543,690
Coharie State Tribe	0	70,254	489,028	559,282
Eastern Cherokee	0	2,173,643	1,089,423	3,263,066
Fond Du Lac Band of Minnesota Chippewa	0	1,200,008	2,074,560	3,274,568
Forest County Potawatami	0	148,893	207,892	356,785
Grand Portage Band of Minnesota Chippewa	0	125,500	82,731	208,231

(continued)

**Appendix IV  
HUD's Fiscal Year 1998 Indian Housing  
Block Grant Amounts Calculated for 575  
Housing Entities**

<b>HUD office/housing entity</b>	<b>Fiscal year 1996 adjustment</b>	<b>Operating and modernizing existing housing</b>	<b>Need for housing activities</b>	<b>Total</b>
Grand Traverse Band	0	236,939	1,010,483	1,247,422
Haliwa-Saponi State Tribe	0	105,314	884,029	989,343
Hannahville Community	0	56,836	50,603	107,439
Ho-Chunk Nation	0	624,834	2,310,667	2,935,501
Houlton Band of Maliseets	0	338,629	107,103	445,732
Huron Band of Potawatomi	0	0	431,007	431,007
Keweenaw Bay Indian Community	0	978,791	348,223	1,327,014
Lac Courte Oreilles	0	1,475,457	522,808	1,998,265
Lac Du Flambeau Band	0	981,921	449,818	1,431,739
Lac Vieux Desert Band	0	148,964	62,575	211,539
Leech Lake Band of Minnesota Chippewa	0	1,519,852	1,304,247	2,824,099
Little River Band of Ottawa	0	0	355,600	355,600
Little Traverse Bay Band	0	0	277,884	277,884
Lower Sioux	0	126,005	88,530	214,535
Lumbee State Tribe	0	716,137	7,126,642	7,842,779
Menominee Indian Tribe	0	1,630,182	953,927	2,584,109
Miccosukee Tribe	0	0	50,000	50,000
Mille Lacs Band of Minnesota Chippewa	0	360,022	662,002	1,022,024
Mississippi Choctaw Tribe	0	1,922,246	1,144,205	3,066,451
Mohegan Tribe of Connecticut	0	0	168,511	168,511
MOWA Band of Choctaw Indians	0	158,459	389,128	547,587
Narragansett Tribe	0	0	523,937	523,937
Oneida Nation of New York	0	134,878	979,796	1,114,674
Oneida Tribe	0	1,117,427	2,415,422	3,532,849
Onondaga Nation	0	0	50,000	50,000
Passamaquody Indian Tribe	0	547,350	121,229	668,579
Penobscot Tribe	0	390,908	132,281	523,189
Pleasant Point	0	453,476	195,656	649,132
Poarch Band of Creek Indians	0	375,158	1,223,463	1,598,621
Pokagon Band of Potawatomi	0	0	1,973,548	1,973,548
Prairie Island Sioux	0	103,987	50,000	153,987

(continued)

**Appendix IV  
HUD's Fiscal Year 1998 Indian Housing  
Block Grant Amounts Calculated for 575  
Housing Entities**

<b>HUD office/housing entity</b>	<b>Fiscal year 1996 adjustment</b>	<b>Operating and modernizing existing housing</b>	<b>Need for housing activities</b>	<b>Total</b>
Red Cliff Band of Lake Superior Chippewa	0	469,707	272,025	741,732
Red Lake Band of Chippewa	0	1,662,624	1,314,276	2,976,900
Sac and Fox Tribe	0	74,181	185,410	259,591
Saginaw Chippewa	0	332,641	1,287,825	1,620,466
Saint Croix Chippewa	0	757,761	141,318	899,079
Sault Ste. Marie Tribe	0	1,493,551	2,516,092	4,009,643
Seminole Tribe	0	1,322,247	1,627,943	2,950,190
Seneca Nation of New York	0	1,215,173	1,169,714	2,384,887
Shakopee Sioux	0	0	50,000	50,000
Sokagoan Chippewa Tribe	0	484,856	158,382	643,238
St. Regis Mohawk Tribe	0	775,161	631,876	1,407,037
Stockbridge-Munsee Tribe	0	266,025	141,696	407,721
Tonawanda Band of Senecas	0	0	264,421	264,421
Tuscarora Nation	0	0	223,317	223,317
Upper Sioux Indian Community	0	0	249,304	249,304
Waccamaw Siouan State Tribe	0	0	348,430	348,430
Wampanoag Tribe	0	144,083	182,379	326,462
White Earth Band of Minnesota Chippewa	0	1,258,745	976,332	2,235,077
<b>Northern Plains Office of Native American Programs (Denver, Colorado)</b>				
Blackfeet Tribe	0	3,760,421	2,107,010	5,867,431
Cheyenne River Sioux	0	2,881,771	2,116,285	4,998,056
Crow Creek Sioux	0	1,124,282	352,817	1,477,099
Crow Tribe	0	1,652,953	1,633,951	3,286,904
Devils Lake Sioux	0	1,445,814	732,490	2,178,304
Flandreau Santee Sioux	0	264,711	90,065	354,776
Fort Belknap Indian Community	0	1,864,031	548,735	2,412,766
Fort Peck Assiniboine and Sioux	0	3,419,483	1,792,834	5,212,317
Ft. Berthold Affiliated Tribes	0	1,902,952	884,864	2,787,816
Goshute Reservation	0	53,949	50,000	103,949
Lower Brule Sioux	5,127	780,132	206,277	991,536
Northern Arapahoe	0	982,183	1,288,173	2,270,356
Northern Cheyenne	0	2,173,214	896,217	3,069,431

(continued)



**Appendix IV  
HUD's Fiscal Year 1998 Indian Housing  
Block Grant Amounts Calculated for 575  
Housing Entities**

<b>HUD office/housing entity</b>	<b>Fiscal year 1996 adjustment</b>	<b>Operating and modernizing existing housing</b>	<b>Need for housing activities</b>	<b>Total</b>
NW Band of Shoshone Nation	0	0	50,000	50,000
Oglala Sioux of Pine Ridge Reservation	0	4,732,611	3,943,170	8,675,781
Omaha Tribe	0	934,177	500,356	1,434,533
Ponca Tribe of Nebraska	0	136,158	1,596,489	1,732,647
Rocky Boy Chippewa-Cree	0	1,642,085	426,110	2,068,195
Rosebud Sioux	0	3,563,851	3,081,230	6,645,081
Salish and Kootenai Tribes	0	2,548,578	1,565,115	4,113,693
Santee Sioux Tribe	333,771	466,875	149,064	949,710
Shoshone Tribe of the Wind River Reservation	0	869,076	673,195	1,542,271
Sisseton-Wahpeton Sioux	0	2,318,758	837,730	3,156,488
Skull Valley Band of Goshute	0	0	50,000	50,000
Southern Ute Tribe	0	809,464	260,001	1,069,465
Standing Rock Sioux	0	2,596,789	1,449,142	4,045,931
Turtle Mountain Band of Chippewa	0	4,760,965	2,026,160	6,787,125
Uintah and Ouray Ute Indian Tribe	0	803,536	975,740	1,779,276
Ute	0	838,181	388,172	1,226,353
Ute Mountain Tribe	0	984,885	415,484	1,400,369
Winnebago Tribe	0	762,672	379,982	1,142,654
Yankton Sioux	0	1,074,250	660,025	1,734,275
<b>Southern Plains Office of Native American Programs (Oklahoma City, Oklahoma)</b>				
Absentee-Shawnee	0	1,765,008	134,210	1,899,218
Alabama-Coushatta	0	214,963	100,511	315,474
Alabama-Quassarte Tribal Town	0	0	84,176	84,176
Apache Tribe	637,178	194,962	314,672	1,146,812
Caddo Tribe	0	412,982	50,000	462,982
Cherokee Nation	0	8,628,145	16,018,567	24,646,712
Cheyenne-Arapaho Tribes	0	503,350	2,067,732	2,571,082
Chickasaw	0	5,257,562	5,549,223	10,806,785
Chitimacha Tribe	0	109,524	62,012	171,536
Choctaw Nation	0	4,138,115	7,471,743	11,609,858
Citizen Band Potawatomi Tribe	0	89,223	1,646,108	1,735,331
Comanche Tribe	0	668,824	1,558,565	2,227,389

(continued)

**Appendix IV  
HUD's Fiscal Year 1998 Indian Housing  
Block Grant Amounts Calculated for 575  
Housing Entities**

<b>HUD office/housing entity</b>	<b>Fiscal year 1996 adjustment</b>	<b>Operating and modernizing existing housing</b>	<b>Need for housing activities</b>	<b>Total</b>
Coushatta Tribe	0	30,426	50,000	80,426
Delaware Tribe	0	0	50,000	50,000
Delaware Tribe of Indians (Eastern)	0	709,133	1,703,786	2,412,919
Eastern Shawnee Tribe	0	0	96,086	96,086
Fort Sill Apache Tribe	0	0	50,000	50,000
Iowa Tribe of Kansas and Nebraska	0	300,096	50,000	350,096
Iowa Tribe of Oklahoma	0	0	76,067	76,067
Jena Band of Choctaw	0	0	99,773	99,773
Kaw Tribe	310,191	201,922	113,729	625,842
Kialegee Tribal Town	0	0	73,245	73,245
Kickapoo Tribe	297,153	433,949	89,313	820,415
Kickapoo Tribe of Oklahoma	0	0	437,546	437,546
Kiowa Tribe	0	284,706	1,583,826	1,868,532
Miami Tribe	0	0	70,938	70,938
Modoc Tribe	0	0	50,000	50,000
Muskogee (Creek) Nation	0	4,201,040	12,158,489	16,359,529
Osage Tribe	0	917,972	1,488,541	2,406,513
Otoe-Missouria Tribe	0	280,797	121,234	402,031
Ottawa Tribe	0	0	95,055	95,055
Pawnee Tribe	0	284,894	375,758	660,652
Peoria Tribe	0	1,003,075	58,050	1,061,125
Ponca Tribe	0	427,079	577,821	1,004,900
Prairie Band of Potawatomi	0	236,301	151,569	387,870
Quapaw Tribe	0	0	196,266	196,266
Sac and Fox of Missouri	0	105,701	50,000	155,701
Sac and Fox Tribe	0	796,419	1,070,351	1,866,770
Seminole Nation	0	440,848	1,236,724	1,677,572
Seneca-Cayuga	0	0	217,291	217,291
Texas Band of Kickapoo Indians	0	64,567	689,274	753,841
Thlopthlocco Tribal Town	0	0	123,553	123,553
Tonkawa Tribe	0	224,380	141,891	366,271
Tunica-Biloxi Tribe	0	0	50,000	50,000
United Keetoowah	0	0	929,417	929,417
Wichita Tribe	0	110,326	50,000	160,326
Wyandotte	0	0	353,544	353,544

(continued)

**Appendix IV  
HUD's Fiscal Year 1998 Indian Housing  
Block Grant Amounts Calculated for 575  
Housing Entities**

<b>HUD office/housing entity</b>	<b>Fiscal year 1996 adjustment</b>	<b>Operating and modernizing existing housing</b>	<b>Need for housing activities</b>	<b>Total</b>
<b>Southwest Office of Native American Programs (Phoenix, Arizona)</b>				
Acoma Pueblo	0	285,579	763,522	1,049,101
Agua Caliente Band of Cahuilla	0	0	50,000	50,000
Ak-Chin Papago	0	150,242	101,494	251,736
Alturas Rancheria	0	0	50,000	50,000
Auburn Rancheria	0	0	197,234	197,234
Augustine Band of Cahuilla	0	0	50,000	50,000
Barona Group of Capitan Grande	0	154,276	104,983	259,259
Berry Creek Rancheria	0	175,668	289,000	464,668
Big Lagoon Rancheria	0	0	50,000	50,000
Big Pine Band	0	343,929	80,548	424,477
Big Sandy Rancheria	0	0	50,000	50,000
Big Valley Rancheria	0	0	218,785	218,785
Blue Lake Rancheria	0	0	50,000	50,000
Bridgeport Paiute Indian Colony	0	117,081	50,000	167,081
Buena Vista Rancheria	0	0	50,000	50,000
Cabazon Band	0	0	50,000	50,000
Cahuilla Band	0	36,606	50,000	86,606
Campo Band	431,811	186,444	50,000	668,255
Cedarville Rancheria	0	0	50,000	50,000
Chemehuevi	460,460	352,829	50,000	863,289
Chicken Ranch Rancheria	0	0	50,000	50,000
Chico Rancheria	0	0	306,401	306,401
Cloverdale Rancheria	0	0	242,445	242,445
Cochiti Pueblo	0	65,841	269,467	335,308
Cocopah Tribe	0	322,807	323,278	646,085
Cold Springs Rancheria	0	186,803	50,000	236,803
Colorado River Indian Tribes	0	1,446,442	702,313	2,148,755
Colusa Rancheria	0	0	50,000	50,000
Cortina Rancheria	0	0	144,210	144,210
Coyote Valley Band	0	153,461	131,212	284,673
Cuyapaipe Community	0	0	50,000	50,000
Death Valley Timba-Sha	0	0	156,660	156,660
Dry Creek Rancheria	0	0	391,245	391,245

(continued)

**Appendix IV  
HUD's Fiscal Year 1998 Indian Housing  
Block Grant Amounts Calculated for 575  
Housing Entities**

<b>HUD office/housing entity</b>	<b>Fiscal year 1996 adjustment</b>	<b>Operating and modernizing existing housing</b>	<b>Need for housing activities</b>	<b>Total</b>
Duck Valley Shoshone-Paiute	0	650,883	338,152	989,035
Duckwater Shoshone	62,591	68,594	53,928	185,113
Elk Valley Rancheria	0	0	50,000	50,000
Ely Shoshone	0	240,586	50,000	290,586
Enterprise Rancheria	0	0	274,763	274,763
Fallon Paiute-Shoshone	217,783	594,969	165,295	978,047
Fort Bidwell	0	138,060	154,018	292,078
Fort Independence	0	35,122	50,000	85,122
Fort McDermitt Paiute and Shoshone	0	0	201,514	201,514
Fort McDowell Mohave Apache	0	153,342	189,358	342,700
Fort Mojave Tribe	0	776,498	145,786	922,284
Gila River	0	3,940,269	3,244,244	7,184,513
Greenville Rancheria	0	0	196,031	196,031
Grindstone Rancheria	0	216,048	157,085	373,133
Guidiville Rancheria	0	0	50,000	50,000
Havasupai	0	0	175,013	175,013
Hoopa Valley	0	810,806	720,581	1,531,387
Hopi	0	930,414	2,828,733	3,759,147
Hopland Rancheria	0	113,239	166,168	279,407
Hualapai	0	1,114,894	524,196	1,639,090
Inaja Band	0	0	50,000	50,000
Ione Band of Miwok Indians	0	0	122,403	122,403
Isleta Pueblo	0	217,350	825,957	1,043,307
Jackson Rancheria	0	0	50,000	50,000
Jamul Indian Village	0	0	50,000	50,000
Jemez Pueblo	0	141,083	568,366	709,449
Jicarilla Reservation	0	763,543	534,913	1,298,456
Kaibab Band of Paiute	0	211,053	50,000	261,053
Karuk	0	474,020	2,170,879	2,644,899
La Jolla Band	0	172,440	50,000	222,440
La Posta Band	0	0	50,000	50,000
Laguna Pueblo	0	1,008,627	1,021,323	2,029,950
Las Vegas Colony	0	0	50,000	50,000
Laytonville Rancheria	0	181,953	162,177	344,130
Lone Pine Paiute-Shoshone	0	159,619	85,931	245,550

(continued)

**Appendix IV  
HUD's Fiscal Year 1998 Indian Housing  
Block Grant Amounts Calculated for 575  
Housing Entities**

<b>HUD office/housing entity</b>	<b>Fiscal year 1996 adjustment</b>	<b>Operating and modernizing existing housing</b>	<b>Need for housing activities</b>	<b>Total</b>
Los Coyotes Band of Cahuilla	0	0	72,271	72,271
Lovelock Colony	0	10,636	50,000	60,636
Lytton Rancheria of California	0	0	177,789	177,789
Manchester Point Arena Rancheria	0	249,830	104,160	353,990
Manzanita Band	0	0	50,000	50,000
Mesa Grande Band	0	79,702	50,000	129,702
Mescalero Reservation	132,463	1,425,890	547,562	2,105,915
Middletown Rancheria	0	0	64,411	64,411
Moapa Band of Paiute	0	245,643	66,655	312,298
Mooretown Rancheria	0	248,218	1,085,410	1,333,628
Morongo Band of Cahuilla	0	257,771	201,126	458,897
Nambe Pueblo	0	281,975	87,500	369,475
Navajo Nation	0	23,234,147	63,527,938	86,762,085
North Fork Rancheria	0	0	259,664	259,664
Paiute-Shoshone of Bishop Colony	0	733,813	1,121,664	1,855,477
Pajoaque Pueblo	0	109,489	50,927	160,416
Pala Band	0	326,959	165,264	492,223
Pascua Yaqui Tribe	0	2,704,248	7,946,434	10,650,682
Paskenta Band of Nomlaki Indian	0	0	193,332	193,332
Pauma Band	0	56,211	56,435	112,646
Payson Tonto Apache	0	0	50,000	50,000
Pechanga Band	0	0	145,415	145,415
Picayune Rancheria	0	0	833,797	833,797
Picuris Pueblo	0	61,912	67,889	129,801
Pinoleville Rancheria	0	0	139,794	139,794
Pit River Tribe	0	0	62,315	62,315
Potter Valley Rancheria	0	0	128,782	128,782
Pyramid Lake Paiute	0	901,434	400,688	1,302,122
Quartz Valley Reservation	0	4,229	199,354	203,583
Quechan Tribe	0	1,011,817	344,054	1,355,871
Ramona Band	0	0	50,000	50,000
Redding Rancheria	0	0	50,000	50,000
Redwood Valley Rancheria	0	100,139	64,657	164,796
Reno-Sparks Colony	0	599,868	57,527	657,395

(continued)

**Appendix IV  
HUD's Fiscal Year 1998 Indian Housing  
Block Grant Amounts Calculated for 575  
Housing Entities**

<b>HUD office/housing entity</b>	<b>Fiscal year 1996 adjustment</b>	<b>Operating and modernizing existing housing</b>	<b>Need for housing activities</b>	<b>Total</b>
Resighini Rancheria	0	0	50,000	50,000
Rincon Reservation	0	323,225	198,052	521,277
Robinson Rancheria	0	154,294	122,491	276,785
Rohnerville Rancheria	0	0	50,000	50,000
Round Valley Reservation	0	443,966	1,643,066	2,087,032
Rumsey Rancheria	0	0	50,000	50,000
Salt River Pima-Maricopa	0	1,514,638	1,377,274	2,891,912
San Carlos Apache	0	3,309,670	2,478,731	5,788,401
San Felipe Pueblo	0	23,433	477,979	501,412
San Ildefonso Pueblo	0	265,690	66,508	332,198
San Juan Pueblo	0	283,210	307,397	590,607
San Juan Southern Paiute Tribe	0	0	182,680	182,680
San Manuel Band	0	0	50,000	50,000
San Pasqual Band	0	216,986	122,210	339,196
San Rosa Band of Cahuilla	0	14,079	50,000	64,079
San Ysabel Reservation	0	0	60,116	60,116
Sandia Pueblo	0	83,607	107,283	190,890
Santa Ana Pueblo	0	51,868	112,718	164,586
Santa Clara Pueblo	0	295,798	276,423	572,221
Santa Rosa Rancheria	0	237,471	94,141	331,612
Santa Ynez Band of Chumash	0	279,701	50,000	329,701
Santo Domingo Pueblo	0	33,354	678,007	711,361
Scotts Valley (Pomo)	0	0	98,642	98,642
Sheep Rancheria	0	0	50,000	50,000
Sherwood Valley Rancheria	0	156,775	129,591	286,366
Shingle Springs Rancheria	0	0	50,000	50,000
Smith River Rancheria	0	0	50,000	50,000
Soboba Band	0	283,137	87,262	370,399
Stewarts Point Rancheria	0	0	176,017	176,017
Sulphur Bank Rancheria	0	0	88,517	88,517
Summit Lake Paiute Tribe	0	0	50,000	50,000
Susanville Rancheria	95,530	334,388	74,698	504,616
Sycuan Band	0	0	50,000	50,000
Table Bluff Rancheria	0	0	50,000	50,000
Table Mountain Rancheria	0	0	50,000	50,000
Taos Pueblo	0	364,123	486,178	850,301

(continued)

**Appendix IV  
HUD's Fiscal Year 1998 Indian Housing  
Block Grant Amounts Calculated for 575  
Housing Entities**

<b>HUD office/housing entity</b>	<b>Fiscal year 1996 adjustment</b>	<b>Operating and modernizing existing housing</b>	<b>Need for housing activities</b>	<b>Total</b>
Te-Moak	105,729	975,833	242,558	1,324,120
Tesuque Pueblo	0	83,542	53,492	137,034
Tohono O'Odham Nation	0	2,481,134	3,835,927	6,317,061
Torres-Martinez Band of Cahuilla	0	135,409	50,000	185,409
Trinidad Rancheria	0	0	50,000	50,000
Tule River Indian Tribe	264,328	182,707	260,736	707,771
Tulomne Rancheria	0	79,382	50,000	129,382
Twenty Nine Palms Band	0	0	50,000	50,000
Upper Lake Rancheria	0	0	134,215	134,215
Utu Utu Gwaiti Paiute	0	0	50,000	50,000
Viejas Group of Capitan Grande	0	192,992	64,467	257,459
Walker River Paiute Tribe	23,381	587,847	199,533	810,761
Washoe Tribe	0	851,138	111,905	963,043
White Mountain Apache (Fort Apache)	0	3,599,029	3,163,428	6,762,457
Winnemucca Colony	0	0	50,000	50,000
Yavapai-Apache (Camp Verde)	0	597,104	175,472	772,576
Yavapai-Prescott	0	0	50,000	50,000
Yerington Paiute Tribe	0	221,891	113,008	334,899
Yomba Shoshone Tribe	0	121,153	50,000	171,153
Ysleta Del Sur	0	246,091	558,411	804,502
Yurok Tribe	0	0	1,478,302	1,478,302
Zia Pueblo	0	106,376	147,181	253,557
Zuni Tribe	0	1,936,970	1,790,160	3,727,130
<b>Northwest Office of Native American Programs (Seattle, Washington)</b>				
Burns-Paiute Colony	0	0	76,128	76,128
Chehalis Confederated Tribes	247,033	293,403	149,093	689,529
Coeur D'Alene Tribe	0	614,492	208,996	823,488
Colville Confederated Tribes	0	1,598,879	1,082,444	2,681,323
Coos Bay Confederated Tribes	0	25,440	544,206	569,646
Coquille Indian Tribe	0	0	508,040	508,040
Cow Creek Tribes	0	0	656,152	656,152
Fort Hall Shoshone-Bannock	0	814,415	965,985	1,780,400

(continued)

**Appendix IV  
HUD's Fiscal Year 1998 Indian Housing  
Block Grant Amounts Calculated for 575  
Housing Entities**

<b>HUD office/housing entity</b>	<b>Fiscal year 1996 adjustment</b>	<b>Operating and modernizing existing housing</b>	<b>Need for housing activities</b>	<b>Total</b>
Grand Ronde Confederated Tribes	0	0	3,064,719	3,064,719
Hoh Indian Tribe	0	51,768	58,640	110,408
Jamestown Klallam Tribe	0	19,080	415,041	434,121
Kalispel Indian Community	0	36,416	50,000	86,416
Klamath Indian Tribe	0	224,043	2,586,984	2,811,027
Kootenai Tribe	0	52,947	50,000	102,947
Lower Elwha Tribal Community	0	285,933	529,004	814,937
Lummi Tribe	0	1,402,610	2,913,937	4,316,547
Makah Indian Tribe	0	775,800	297,959	1,073,759
Muckleshoot Indian Tribe	0	216,848	392,936	609,784
Nez Perce Tribe	0	813,285	556,788	1,370,073
Nisqually Indian Community	0	266,076	425,567	691,642
Nooksack Tribe	224,848	332,279	128,798	685,925
Port Gamble Indian Community	96,271	230,043	102,654	430,968
Puyallup Tribe	0	252,604	1,904,125	2,156,729
Quileute Tribe	381,649	146,809	140,865	649,323
Quinalt Tribe	0	419,723	1,961,303	2,381,026
Samish Nation	0	0	274,914	274,914
Sauk-Suiattle Indian Tribe	33,990	106,571	71,076	211,637
Shoalwater Bay Tribe	0	34,013	139,502	173,515
Siletz Confederated Tribes	0	489,565	2,559,537	3,049,102
Skokomish Indian Tribe	0	203,920	687,814	891,734
Spokane Tribe	0	974,699	276,409	1,251,108
Squaxin Island Tribe	0	240,466	537,452	777,918
Stillaguamish Tribe	0	109,123	205,492	314,615
Suquamish Tribal Council	0	175,116	158,942	334,058
Swinomish Indians	0	465,636	196,843	662,479
Tulalip Tribes	0	1,253,475	393,273	1,646,748
Umatilla Confederated Tribes	144,564	782,523	346,956	1,274,043
Upper Skagit Tribe	0	377,500	371,722	749,222
Warm Springs Confederated Tribes	0	677,932	705,720	1,383,652
Yakima Indian Nation	0	2,317,848	2,236,787	4,554,635
<b>Total</b>				<b>\$590,045,972</b>

Source: HUD's Office of Native American Programs.



# Major Contributors to This Report

---

Carol Anderson-Guthrie  
Robert J. Dinkelmeyer  
Luis Escalante, Jr.  
Jerry C. Fastrup  
Michael L. Mgebroff

---

## Ordering Information

The first copy of each GAO report and testimony is free. Additional copies are \$2 each. Orders should be sent to the following address, accompanied by a check or money order made out to the Superintendent of Documents, when necessary. VISA and MasterCard credit cards are accepted, also. Orders for 100 or more copies to be mailed to a single address are discounted 25 percent.

### Orders by mail:

U.S. General Accounting Office  
P.O. Box 37050  
Washington, DC 20013

### or visit:

Room 1100  
700 4th St. NW (corner of 4th and G Sts. NW)  
U.S. General Accounting Office  
Washington, DC

Orders may also be placed by calling (202) 512-6000 or by using fax number (202) 512-6061, or TDD (202) 512-2537.

Each day, GAO issues a list of newly available reports and testimony. To receive facsimile copies of the daily list or any list from the past 30 days, please call (202) 512-6000 using a touchtone phone. A recorded menu will provide information on how to obtain these lists.

For information on how to access GAO reports on the INTERNET, send an e-mail message with "info" in the body to:

[info@www.gao.gov](mailto:info@www.gao.gov)

or visit GAO's World Wide Web Home Page at:

<http://www.gao.gov>

---

**United States  
General Accounting Office  
Washington, D.C. 20548-0001**

**Bulk Rate  
Postage & Fees Paid  
GAO  
Permit No. G100**

**Official Business  
Penalty for Private Use \$300**

**Address Correction Requested**

---

