



November 2019

# FINANCIAL AUDIT

## Bureau of the Fiscal Service's FY 2019 and FY 2018 Schedules of Federal Debt

Accessible Version

# GAO Highlights

Highlights of [GAO-20-117](#), a report to the Secretary of the Treasury

## Why GAO Did This Study

GAO audits the consolidated financial statements of the U.S. government. Because of the significance of the federal debt to the government-wide financial statements, GAO audits Fiscal Service's Schedules of Federal Debt annually to determine whether, in all material respects, (1) the schedules are fairly presented and (2) Fiscal Service management maintained effective internal control over financial reporting relevant to the Schedule of Federal Debt. Further, GAO tests compliance with selected provisions of applicable laws, regulations, contracts, and grant agreements related to the Schedule of Federal Debt.

Federal debt managed by Fiscal Service consists of Treasury securities held by the public and by certain federal government accounts, referred to as intragovernmental debt holdings. Debt held by the public primarily represents the amount the federal government has borrowed to finance cumulative cash deficits. Intragovernmental debt holdings represent balances of Treasury securities held by federal government accounts—primarily federal trust funds such as Social Security and Medicare—that typically have an obligation to invest their excess annual receipts (including interest earnings) over disbursements in federal securities.

In commenting on a draft of this report, Fiscal Service concurred with GAO's conclusions.

View [GAO-20-117](#). For more information, contact Dawn B. Simpson at (202) 512-3406 or [simpsondb@gao.gov](mailto:simpsondb@gao.gov).

November 2019

## FINANCIAL AUDIT

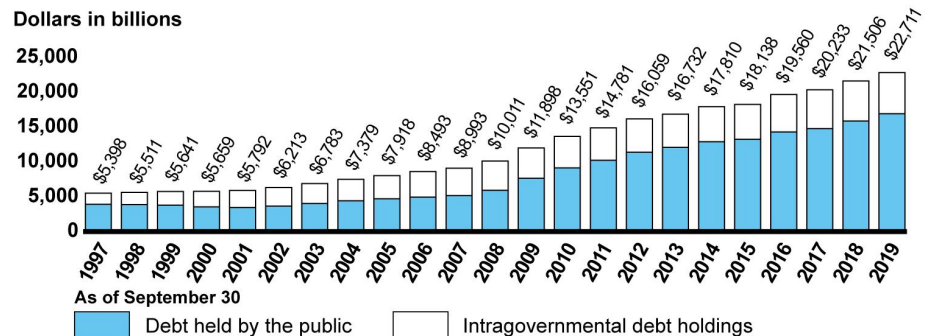
### Bureau of the Fiscal Service's FY 2019 and FY 2018 Schedules of Federal Debt

## What GAO Found

In GAO's opinion, the Bureau of the Fiscal Service's (Fiscal Service) Schedules of Federal Debt for fiscal years 2019 and 2018 are fairly presented in all material respects, and although internal controls could be improved, Fiscal Service maintained, in all material respects, effective internal control over financial reporting relevant to the Schedule of Federal Debt as of September 30, 2019. GAO's tests of selected provisions of applicable laws, regulations, contracts, and grant agreements related to the Schedule of Federal Debt disclosed no instances of reportable noncompliance for fiscal year 2019. Although Fiscal Service made progress in addressing prior year deficiencies, unresolved information system controls deficiencies continued to represent a significant deficiency in Fiscal Service's internal control over financial reporting, which although not a material weakness, is important enough to merit attention by those charged with governance of Fiscal Service.

From fiscal year 1997, the first year of audit, through September 30, 2019, total federal debt managed by Fiscal Service has increased from \$5.4 trillion to \$22.7 trillion, and the debt limit has been raised 19 times.

Total Federal Debt Outstanding, September 30, 1997, through September 30, 2019



Source: GAO analysis of Bureau of the Fiscal Service information. | GAO-20-117  
 Note: A small amount of total federal debt is not subject to the debt limit.

During fiscal year 2019, total federal debt increased by about \$1.2 trillion, with about \$1.0 trillion of the increase in debt held by the public. The primary factor for the increase in debt held by the public was the federal deficit, which was reported as \$984 billion for fiscal year 2019—up from \$779 billion for fiscal year 2018. In fiscal year 2019, the debt limit was raised once and temporarily suspended for about 7 months. Additionally, interest on debt held by the public increased to \$404 billion in fiscal year 2019—up from \$357 billion in fiscal year 2018.

As GAO has previously reported, projected federal spending will increase more rapidly than revenue. Absent action to address this imbalance, the federal government faces an unsustainable growth in debt. In addition, the debt limit is not a control on debt but rather an after-the-fact measure that restricts the Department of the Treasury's (Treasury) authority to borrow to finance decisions already enacted by Congress and the President. GAO has suggested that Congress consider alternative approaches for managing the level of debt.

---

# Contents

---

Letter	1
Report on the Schedules of Federal Debt and on Internal Control over Financial Reporting	10
Report on Compliance with Laws, Regulations, Contracts, and Grant Agreements	16
Agency Comments	17
Overview, Schedules, and Notes Prepared by the Bureau of the Fiscal Service	18
Appendix I: Management's Report on Internal Control over Financial Reporting Relevant to the Schedule of Federal Debt	35
Agency Comment Letter	36
Appendix II: Comments from the Bureau of the Fiscal Service	37
Agency Comment Letter	38
Appendix III: Accessible Data Table	39

---

---

**Abbreviations**

Fiscal Service	Bureau of the Fiscal Service
FMFIA	Federal Managers' Financial Integrity Act
GDP	gross domestic product
Overview	Overview on Federal Debt Managed by the Bureau of the Fiscal Service
Schedule of Federal Debt	Schedule of Federal Debt Managed by the Bureau of the Fiscal Service
Treasury	Department of the Treasury

This is a work of the U.S. government and is not subject to copyright protection in the United States. The published product may be reproduced and distributed in its entirety without further permission from GAO. However, because this work may contain copyrighted images or other material, permission from the copyright holder may be necessary if you wish to reproduce this material separately.



November 8, 2019

The Honorable Steven T. Mnuchin  
Secretary of the Treasury

Dear Mr. Secretary:

The accompanying independent auditor's report presents the results of our audits of the fiscal years 2019 and 2018 Schedules of Federal Debt Managed by the Bureau of the Fiscal Service (Schedule of Federal Debt). The independent auditor's report contains (1) our opinion that the Schedules of Federal Debt for the fiscal years ended September 30, 2019, and 2018, are presented fairly, in all material respects, in accordance with U.S. generally accepted accounting principles; (2) our opinion that although internal controls could be improved, the Bureau of the Fiscal Service (Fiscal Service) maintained, in all material respects, effective internal control over financial reporting relevant to the Schedule of Federal Debt as of September 30, 2019; and (3) the results of our tests of Fiscal Service's compliance with selected provisions of applicable laws, regulations, contracts, and grant agreements related to the Schedule of Federal Debt, which identified no instances of reportable noncompliance. The report also discusses deficiencies that we identified in information system controls that collectively represent a significant deficiency in internal control over financial reporting relevant to the Schedule of Federal Debt.<sup>1</sup>

The Schedules of Federal Debt present the beginning balances, increases and decreases, and ending balances for (1) Federal Debt Held by the Public and Intragovernmental Debt Holdings, (2) the related Accrued Interest Payables, and (3) the related Net Unamortized Premiums and Discounts managed by the Department of the Treasury's

---

<sup>1</sup>A significant deficiency is a deficiency, or a combination of deficiencies, in internal control over financial reporting that is less severe than a material weakness yet important enough to merit attention by those charged with governance. A material weakness is a deficiency, or combination of deficiencies, in internal control over financial reporting, such that there is a reasonable possibility that a material misstatement of the entity's financial statements will not be prevented, or detected and corrected, on a timely basis. A deficiency in internal control exists when the design or operation of a control does not allow management or employees, in the normal course of performing their assigned functions, to prevent, or detect and correct, misstatements on a timely basis.

(Treasury) Fiscal Service, and include accompanying notes. As of September 30, 2019, and 2018, federal debt managed by Fiscal Service totaled \$22,711 billion and \$21,506 billion, respectively, primarily for borrowings to fund the federal government's operations. As shown on the Schedules of Federal Debt, these balances consisted of approximately (1) \$16,809 billion as of September 30, 2019, and \$15,761 billion as of September 30, 2018, of debt held by the public and (2) \$5,902 billion as of September 30, 2019, and \$5,745 billion as of September 30, 2018, of intragovernmental debt holdings.

Debt held by the public primarily represents the amount the federal government has borrowed from the public to finance cumulative cash deficits. When a cash surplus occurs, the annual excess funds can be used to reduce debt held by the public. In other words, annual cash deficits or surpluses generally represent the annual net change in the amount of federal government borrowing from the public. Debt held by the public represents federal debt issued by Treasury and held by investors outside of the federal government, including individuals, corporations, state or local governments, the Federal Reserve, and foreign governments. The majority of debt held by the public consists of marketable Treasury securities, such as bills, notes, bonds, floating rate notes, and Treasury Inflation-Protected Securities that are sold through auctions and can be resold by whoever owns them. Treasury also issues a smaller amount of nonmarketable securities, such as savings securities and State and Local Government Series securities.

As we have noted in previous years, Treasury reporting shows that foreign ownership of Treasury securities represents a significant portion of debt held by the public.<sup>2</sup> As of June 30, 2019, the reported amount of foreign holdings of Treasury securities represented an estimated 41 percent of debt held by the public. This percentage is slightly higher than the 40 percent of debt held by the public as of June 30, 2018, and considerably higher than the estimated 30 percent of debt held by the public as of June 30, 2001.<sup>3</sup> Treasury estimated that the amount of foreign holdings of Treasury securities has increased from \$983 billion as of June 30, 2001, to \$6,638 billion as of June 30, 2019—an increase of

---

<sup>2</sup>GAO, *Financial Audit: Bureau of the Fiscal Service's Fiscal Years 2018 and 2017 Schedules of Federal Debt*, [GAO-19-113](#) (Washington, D.C.: Nov. 8, 2018).

<sup>3</sup>June 30, 2001, is a recent approximate low point for foreign holdings of Treasury securities.

\$5,655 billion.<sup>4</sup> Estimates of foreign ownership of Treasury securities are derived from information reported under the Treasury International Capital reporting system, not from the financial system used to prepare the Schedule of Federal Debt.<sup>5</sup> These estimates are not reported on the Schedules of Federal Debt, and as such, we do not audit these amounts.

Intragovernmental debt holdings represent federal debt owed by Treasury to federal government accounts—primarily federal trust funds such as Social Security and Medicare—that typically have an obligation to invest their excess annual receipts (including interest earnings) over disbursements in federal securities. Most federal government accounts invest in special nonmarketable Treasury securities that represent legal obligations of Treasury and are guaranteed for principal and interest by the full faith and credit of the U.S. government. The federal government uses the federal government accounts' invested cash surpluses to assist in funding other federal government operations. Unlike debt held by the public, intragovernmental debt holdings are not shown as balances on the federal government's consolidated financial statements because they represent loans from one part of the federal government to another. Under U.S. generally accepted accounting principles, when the federal government's financial statements are consolidated, those offsetting balances are eliminated.

Debt held by the public and intragovernmental debt holdings are very different. Debt held by the public represents a claim on today's taxpayers and absorbs resources from today's economy. In addition, the interest paid on this debt may reduce budget flexibility because, unlike most of the budget, it cannot be controlled directly. In contrast, intragovernmental debt holdings reflect a claim on taxpayers and the economy in the future. Specifically, when federal government accounts redeem Treasury

---

<sup>4</sup>Department of the Treasury, *Major Foreign Holders of Treasury Securities*, accessed November 1, 2019, <http://ticdata.treasury.gov/Publish/mfh.txt>.

<sup>5</sup>The data reported under the Treasury International Capital reporting system are collected primarily from U.S.-based custodians. According to Treasury, since U.S. securities held in overseas custody accounts may not be attributed to the actual owners, the data may not provide a precise accounting of individual country ownership of Treasury securities.

securities to obtain cash to fund expenditures, Treasury usually borrows from the public to finance these redemptions.<sup>6</sup>

We have audited the Schedule of Federal Debt since fiscal year 1997. Over this period, total federal debt has increased from \$5,398 billion as of September 30, 1997, to \$22,711 billion as of September 30, 2019. During the last 4 fiscal years, as noted in the Overview on Federal Debt Managed by the Bureau of the Fiscal Service (Overview), total federal debt has increased by \$4,573 billion, or 25 percent, from \$18,138 billion as of September 30, 2015, to \$22,711 billion as of September 30, 2019. Of the total increase, \$3,685 billion was from an increase in debt held by the public and \$888 billion was from an increase in intragovernmental debt holdings. During fiscal year 2019, total federal debt increased by \$1,205 billion, consisting of a (1) \$1,048 billion increase in debt held by the public and (2) \$157 billion increase in intragovernmental debt holdings. The primary factor for the increase in debt held by the public was the federal deficit, which was reported as \$984 billion for fiscal year 2019. The fiscal year 2019 increase in debt held by the public of \$1,048 billion was greater than the reported fiscal year 2019 federal deficit of \$984 billion primarily because of an increase in federal direct student loans and financing related to mortgage insurance.

Also since 1997, the statutory debt limit has been raised 19 times, from \$5,950 billion to \$21,988 billion.<sup>7</sup> Notably, delays in raising the debt limit have occurred in each of the last 9 fiscal years, resulting in Treasury deviating from its normal debt management operations and taking extraordinary actions consistent with relevant laws to avoid exceeding the debt limit.<sup>8</sup> In addition, for fiscal year 2019, the debt limit was temporarily suspended for about 7 months of the fiscal year over two separate periods. First, the debt limit suspension that began in fiscal year 2018 continued through March 1, 2019, in accordance with the Bipartisan

---

<sup>6</sup>For more information regarding the federal debt, see GAO, *America's Fiscal Future: Federal Debt*, accessed November 1, 2019, [https://www.gao.gov/americas\\_fiscal\\_future?t=federal\\_debt#understanding\\_the\\_debt](https://www.gao.gov/americas_fiscal_future?t=federal_debt#understanding_the_debt).

<sup>7</sup>A small amount of total federal debt reported on the Schedule of Federal Debt is not subject to the debt limit. This amount primarily consists of unamortized discounts on Treasury bills and Zero-coupon Treasury bonds.

<sup>8</sup>Treasury considers actions that are not part of its normal cash and debt management operations "extraordinary actions."



Budget Act of 2018.<sup>9</sup> Pursuant to this act, the statutory debt limit established in 31 U.S.C. § 3101(b) did not apply for the suspension period. An increase in the debt limit was not enacted before the expiration of this suspension period; therefore, on Monday, March 4, 2019, Treasury began taking certain extraordinary actions to avoid exceeding the debt limit. Many extraordinary actions that Treasury took during the period of March 4, 2019, through August 1, 2019, resulted in federal debt securities not being issued to certain federal government accounts. The Overview provides details on the extraordinary actions that Treasury took from March 4, 2019, through August 1, 2019.

On August 2, 2019, the Bipartisan Budget Act of 2019 was enacted, temporarily suspending the debt limit from August 2, 2019, through July 31, 2021.<sup>10</sup> On the same day, August 2, 2019, Treasury restored the uninvested principal resulting from its use of extraordinary actions to the affected federal government accounts in accordance with relevant laws thereby increasing the federal debt. Treasury, in accordance with relevant laws, restored interest for one of the affected federal government accounts on August 5, 2019, and will restore interest for the remaining affected federal government accounts at the next semiannual interest payment date of December 31, 2019. The Overview provides details on Treasury's restoration of uninvested principal and related interest subsequent to the start of the current temporary debt limit suspension period. If an increase in the debt limit is not enacted by the end of the current suspension period, then the debt limit will be increased on August 1, 2021, by the change in qualifying federal debt securities outstanding on this date, compared to those outstanding on August 2, 2019, in accordance with the Bipartisan Budget Act of 2019.

As we have previously reported, the debt limit does not restrict Congress and the President's ability to enact spending and revenue legislation that affects the level of federal debt, nor does it otherwise constrain fiscal

---

<sup>9</sup>The Bipartisan Budget Act of 2018 suspended the debt limit from February 9, 2018, through March 1, 2019, and established a process that resulted in an increase of the debt limit on March 2, 2019. The debt limit was increased by the change in qualifying federal debt securities outstanding on March 2, 2019, compared to those outstanding on February 9, 2018. Pub. L. No. 115-123, § 30301, 132 Stat. 64 (Feb. 9, 2018).

<sup>10</sup>Section 301 of the Bipartisan Budget Act of 2019, Pub. L. No. 116-37, § 301, 133 Stat. 1049, 1057 (Aug. 2, 2019), temporarily suspended the statutory debt limit. Pursuant to this act, 31 U.S.C. § 3101(b) does not apply for the period of August 2, 2019, through July 31, 2021. The act established a process that may result in an increase of the statutory debt limit on August 1, 2021.

policy.<sup>11</sup> Rather, the debt limit is an after-the-fact measure that restricts Treasury's authority to borrow to finance the decisions that Congress and the President have already enacted. The United States benefits from the confidence investors have that debt backed by the full faith and credit of the United States will be honored. However, as we reported in 2015, delays in raising the debt limit have created uncertainty and disruptions in the Treasury market and increased borrowing costs. GAO has suggested that Congress consider alternative approaches that better link decisions about the debt limit with decisions about spending and revenue at the time those decisions are made.<sup>12</sup>

The reported federal deficit increased for the fourth consecutive year to \$984 billion in fiscal year 2019—up from \$779 billion, \$666 billion, \$586 billion, and \$439 billion for fiscal years 2018, 2017, 2016, and 2015, respectively. Increasing deficits and the need to refinance maturing debt mean that federal financing needs continued to grow over the last year. Debt held by the public as a share of gross domestic product (GDP) was approximately 79 percent at the end of fiscal year 2019, up from approximately 78 percent at the end of fiscal year 2018. As we have previously reported, projected federal spending will increase more rapidly than revenue. The imbalance between the federal government's spending and revenue that is built into current law and policy is projected to lead to continued growth in debt held by the public as a share of GDP.<sup>13</sup>

Federal spending on health care programs—driven by increasing enrollment and by the increase in health care spending per beneficiary—and interest on the debt held by the public are the key drivers of spending growth in the long term. Health care spending for federal programs such as Medicare and Medicaid has historically grown faster than the overall economy and is expected to continue to grow at an increased rate. Specifically, enrollment in the Medicare program has grown and is expected to continue growing as the number of people age 65 and older

---

<sup>11</sup>GAO, *Debt Limit: Market Response to Recent Impasses Underscores Need to Consider Alternative Approaches*, [GAO-15-476](#) (Washington, D.C.: July 9, 2015); *Debt Limit: Analysis of 2011-2012 Actions Taken and Effect of Delayed Increase on Borrowing Costs*, [GAO-12-701](#) (Washington, D.C.: July 23, 2012); and *Debt Limit: Delays Create Debt Management Challenges and Increase Uncertainty in the Treasury Market*, [GAO-11-203](#) (Washington, D.C.: Feb. 22, 2011).

<sup>12</sup>[GAO-15-476](#), and GAO, *The Nation's Fiscal Health: Action Is Needed to Address the Federal Government's Fiscal Future*, [GAO-19-314SP](#) (Washington, D.C.: Apr. 10, 2019).

<sup>13</sup>[GAO-19-314SP](#).

increases as a result of the relatively large baby boom generation and increases in life expectancy.<sup>14</sup>

Interest on debt held by the public increased to \$404 billion in fiscal year 2019—up from \$357 billion in fiscal year 2018. In its January 2019 budget and economic outlook report, the Congressional Budget Office (CBO) projected that spending on interest on debt held by the public will increase substantially in the coming years because of growing debt and higher interest rates. In recent years, interest rates on Treasury securities have remained low, so interest costs have been low. However, CBO and others projected that those interest rates will rise in the short and long term. Absent action to address the growing imbalance between spending and revenue, the federal government faces an unsustainable growth in debt. As we have previously reported, a long-term plan is needed to put the federal government on a sustainable fiscal path.<sup>15</sup>

We are sending copies of this report to interested congressional committees, the Fiscal Assistant Secretary of the Treasury, the Commissioner of the Bureau of the Fiscal Service, the Inspector General of the Department of the Treasury, the Director of the Office of Management and Budget, and other interested parties. In addition, this report is available at no charge on the GAO website at <http://www.gao.gov>.

---

<sup>14</sup>In addition to most individuals 65 years of age and older, Medicare beneficiaries also include individuals under age 65 who are receiving benefits from Social Security or the Railroad Retirement Board on the basis of a disability, and those with end stage renal disease.

<sup>15</sup>[GAO-19-314SP](#).

---

If you or your staff have any questions concerning this report, please contact me at (202) 512-3406 or [simpsondb@gao.gov](mailto:simpsondb@gao.gov). Contact points for our Offices of Congressional Relations and Public Affairs may be found on the last page of this report.

Sincerely yours,



Dawn B. Simpson  
Director  
Financial Management  
and Assurance



## Independent Auditor's Report

To the Commissioner of the Bureau of the Fiscal Service

In our audits of the fiscal years 2019 and 2018 Schedules of Federal Debt Managed by the Bureau of the Fiscal Service (Schedule of Federal Debt), we found

- the Schedules of Federal Debt for the fiscal years ended September 30, 2019, and 2018, are presented fairly, in all material respects, in accordance with U.S. generally accepted accounting principles;
- although internal controls could be improved, the Bureau of the Fiscal Service (Fiscal Service) maintained, in all material respects, effective internal control over financial reporting relevant to the Schedule of Federal Debt as of September 30, 2019; and
- no reportable noncompliance for fiscal year 2019 with provisions of applicable laws, regulations, contracts, and grant agreements we tested related to the Schedule of Federal Debt.

The following sections discuss in more detail (1) our report on the Schedules of Federal Debt and on internal control over financial reporting, which includes other information included with the Schedules of Federal Debt;<sup>1</sup> (2) our report on compliance with laws, regulations, contracts, and grant agreements; and (3) agency comments.

---

<sup>1</sup>Other information consists of the Overview on Federal Debt Managed by the Bureau of the Fiscal Service.

---

## Report on the Schedules of Federal Debt and on Internal Control over Financial Reporting

In connection with fulfilling our requirement to audit the consolidated financial statements of the U.S. government, we have audited the Schedules of Federal Debt because of the significance of the federal debt to the federal government's consolidated financial statements.<sup>2</sup> The Schedules of Federal Debt present the beginning balances, increases and decreases, and ending balances for (1) Federal Debt Held by the Public and Intragovernmental Debt Holdings, (2) the related Accrued Interest Payables, and (3) the related Net Unamortized Premiums and Discounts managed by the Department of the Treasury's (Treasury) Fiscal Service, and include accompanying notes.<sup>3</sup> We also have audited Fiscal Service's internal control over financial reporting relevant to the Schedule of Federal Debt as of September 30, 2019, based on criteria established under 31 U.S.C. § 3512(c), (d), commonly known as the Federal Managers' Financial Integrity Act (FMFIA).

We conducted our audits in accordance with U.S. generally accepted government auditing standards. We believe that the audit evidence we obtained is sufficient and appropriate to provide a basis for our audit opinions.

---

### Management's Responsibility

Fiscal Service management is responsible for (1) the preparation and fair presentation of the Schedules of Federal Debt in accordance with U.S. generally accepted accounting principles; (2) preparing and presenting other information included in documents containing the audited Schedules of Federal Debt and auditor's report, and ensuring the consistency of that information with the audited Schedules of Federal Debt; (3) maintaining effective internal control over financial reporting,

---

<sup>2</sup>31 U.S.C. § 331(e)(2). Because Fiscal Service is a bureau within the Department of the Treasury, federal debt and related activity and balances managed by it are also significant to the Department of the Treasury's financial statements (see 31 U.S.C. § 3515(b)).

<sup>3</sup>Debt held by the public represents federal debt issued by Treasury and held by investors outside of the federal government, including individuals, corporations, state or local governments, the Federal Reserve, and foreign governments. Intragovernmental debt holdings represent federal debt owed by Treasury to federal government accounts, primarily federal trust funds such as Social Security and Medicare.

---

including the design, implementation, and maintenance of internal control relevant to the preparation and fair presentation of Schedules of Federal Debt that are free from material misstatement, whether due to fraud or error; (4) evaluating the effectiveness of internal control over financial reporting based on the criteria established under FMFIA; and (5) its assessment about the effectiveness of internal control over financial reporting as of September 30, 2019, included in the accompanying Management's Report on Internal Control over Financial Reporting Relevant to the Schedule of Federal Debt in appendix I.

---

### Auditor's Responsibility

Our responsibility is to express an opinion on the Schedules of Federal Debt and an opinion on Fiscal Service's internal control over financial reporting relevant to the Schedule of Federal Debt based on our audits. U.S. generally accepted government auditing standards require that we plan and perform the audits to obtain reasonable assurance about whether the Schedules of Federal Debt are free from material misstatement, and whether effective internal control over financial reporting was maintained in all material respects. We are also responsible for applying certain limited procedures to the other information included with the Schedules of Federal Debt.

An audit of the Schedule of Federal Debt involves performing procedures to obtain audit evidence about the amounts and disclosures in the Schedule of Federal Debt. The procedures selected depend on the auditor's judgment, including the auditor's assessment of the risks of material misstatement of the Schedule of Federal Debt, whether due to fraud or error. In making those risk assessments, the auditor considers internal control relevant to the entity's preparation and fair presentation of the Schedule of Federal Debt in order to design audit procedures that are appropriate in the circumstances. An audit of the Schedule of Federal Debt also involves evaluating the appropriateness of the accounting policies used and the reasonableness of significant accounting estimates made by management, as well as evaluating the overall presentation of the Schedule of Federal Debt.

An audit of internal control over financial reporting involves performing procedures to obtain evidence about whether a material weakness

exists.<sup>4</sup> The procedures selected depend on the auditor's judgment, including the assessment of the risk that a material weakness exists. An audit of internal control over financial reporting also includes obtaining an understanding of internal control over financial reporting, and evaluating and testing the design and operating effectiveness of internal control over financial reporting based on the assessed risk. Our audit of internal control also considered Fiscal Service's process for evaluating and reporting on internal control over financial reporting relevant to the Schedule of Federal Debt based on criteria established under FMFIA. Our audits also included performing such other procedures as we considered necessary in the circumstances.

We did not evaluate all internal controls relevant to operating objectives as broadly established under FMFIA, such as those controls relevant to preparing performance information and ensuring efficient operations. We limited our internal control testing to testing controls over financial reporting. Our internal control testing was for the purpose of expressing an opinion on whether effective internal control over financial reporting relevant to the Schedule of Federal Debt was maintained, in all material respects. Consequently, our audit may not identify all deficiencies in internal control over financial reporting relevant to the Schedule of Federal Debt that are less severe than a material weakness.

---

## Definition and Inherent Limitations of Internal Control over Financial Reporting

Internal control over financial reporting relevant to the Schedule of Federal Debt is a process effected by those charged with governance, management, and other personnel, the objectives of which are to provide reasonable assurance that (1) transactions are properly recorded, processed, and summarized to permit the preparation of the Schedule of Federal Debt in accordance with U.S. generally accepted accounting principles and (2) transactions related to the Schedule of Federal Debt are executed in accordance with provisions of applicable laws, including

---

<sup>4</sup>A material weakness is a deficiency, or combination of deficiencies, in internal control over financial reporting, such that there is a reasonable possibility that a material misstatement of the entity's financial statements will not be prevented, or detected and corrected, on a timely basis. A deficiency in internal control exists when the design or operation of a control does not allow management or employees, in the normal course of performing their assigned functions, to prevent, or detect and correct, misstatements on a timely basis.



---

those governing the use of budget authority, regulations, contracts, and grant agreements, noncompliance with which could have a material effect on the Schedule of Federal Debt.

Because of its inherent limitations, internal control over financial reporting may not prevent, or detect and correct, misstatements due to fraud or error. We also caution that projecting any evaluation of effectiveness to future periods is subject to the risk that controls may become inadequate because of changes in conditions, or that the degree of compliance with the policies or procedures may deteriorate.

---

### Opinion on the Schedules of Federal Debt

In our opinion, the Schedules of Federal Debt present fairly, in all material respects, Federal Debt Managed by Fiscal Service and the related Accrued Interest Payables and Net Unamortized Premiums and Discounts as of September 30, 2019, and 2018, and the related increases and decreases for the fiscal years then ended in accordance with U.S. generally accepted accounting principles.

---

### Opinion on Internal Control over Financial Reporting

In our opinion, although internal controls could be improved, Fiscal Service maintained, in all material respects, effective internal control over financial reporting relevant to the Schedule of Federal Debt as of September 30, 2019, based on criteria established under FMFIA. As discussed below in more detail, our fiscal year 2019 audit continued to identify deficiencies in Fiscal Service's information system controls that collectively represent a significant deficiency in internal control over financial reporting.<sup>5</sup> We considered this significant deficiency in determining the nature, timing, and extent of our audit procedures on Fiscal Service's fiscal year 2019 Schedule of Federal Debt.

Although the significant deficiency in internal control did not affect our opinion on Fiscal Service's fiscal year 2019 Schedule of Federal Debt, misstatements may occur in unaudited financial information reported

---

<sup>5</sup>A significant deficiency is a deficiency, or a combination of deficiencies, in internal control over financial reporting that is less severe than a material weakness yet important enough to merit attention by those charged with governance.

---

internally and externally by Fiscal Service because of this significant deficiency.

We will be reporting additional details concerning this significant deficiency to Fiscal Service management separately, along with recommendations for corrective actions. In addition to the significant deficiency in internal control over Fiscal Service's information system controls, we also identified other deficiencies in Fiscal Service's internal control over financial reporting relevant to the Schedule of Federal Debt that we do not consider to be material weaknesses or significant deficiencies. Nonetheless, these deficiencies warrant Fiscal Service management's attention. We have communicated these matters to Fiscal Service management and, where appropriate, will report on them separately.

---

### Significant Deficiency in Information System Controls

During our fiscal year 2019 audit, we determined that information system control deficiencies—primarily unresolved deficiencies from prior audits—collectively represent a significant deficiency in Fiscal Service's internal control over financial reporting. These continuing control deficiencies relate to information system general controls in the areas of security management, access controls, and configuration management.<sup>6</sup> The potential effect of these deficiencies on Schedule of Federal Debt financial reporting for fiscal year 2019 was mitigated primarily by Fiscal Service's compensating management and reconciliation controls designed to detect potential misstatements on the Schedule of Federal Debt. Nevertheless, these continuing general control deficiencies

---

<sup>6</sup>General controls are the policies and procedures that apply to all or a large segment of an entity's information systems and help ensure their proper operation. General controls are applied at the entity-wide, system, and business process application levels. The effectiveness of general controls is a significant factor in determining the effectiveness of business process application controls, which are applied at the business process application level. Security management provides a framework and continuing cycle of activity for managing risk, developing security policies, assigning responsibilities, and monitoring the adequacy of the entity's computer-related controls. Access controls limit or detect access to computer resources, such as data, programs, equipment, and facilities, thereby protecting them against unauthorized modification, loss, and disclosure. Configuration management prevents unauthorized changes to information system resources, such as software programs and hardware configurations, and provides reasonable assurance that systems are configured and operating securely and as intended.

increase the risk of unauthorized access to, modification of, or disclosure of sensitive data and programs and disruption of critical operations.

During fiscal year 2019, Fiscal Service appointed an audit project director within Information and Security Services (ISS)—the organizational unit responsible for many of the information system general controls relevant to Schedule of Federal Debt financial reporting—who reports directly to the Chief Information Officer and whose primary responsibilities focus on improving Fiscal Service’s efforts to remediate information system control deficiencies. Fiscal Service also redesigned the form it uses to summarize and assess the adequacy of corrective actions taken to remediate information system control deficiencies. However, Fiscal Service’s corrective action plan for addressing the information system control deficiencies from prior audits did not include descriptions of the deficiencies and the planned corrective actions in sufficient detail to facilitate a common understanding of the deficiencies and their root causes or the steps and resources needed to fully resolve them. As a result, Fiscal Service’s corrective actions did not consistently resolve the underlying causes of the control deficiencies, and we often found through our testing that the control deficiencies continued to exist. Consequently, many of the deficiencies that contributed to the significant deficiency we reported as of September 30, 2018—all of which, according to Fiscal Service, had been remediated—remained unresolved as of September 30, 2019.

While this significant deficiency in internal control over financial reporting continued to exist as of September 30, 2019, Fiscal Service made progress in addressing certain information system control deficiencies. Specifically, Fiscal Service has successfully completed corrective actions to properly configure its tool for identifying changes to key mainframe data sets to send alerts to the organizational unit responsible for monitoring such changes. Additionally, Fiscal Service made significant progress in maintaining its baseline security requirements and improving its compliance monitoring processes. However, we continued to identify instances in which known information system vulnerabilities and deviations from baseline security requirements were not remediated on a timely basis or adequately tracked for remediation. We also continued to identify instances in which mainframe security controls were not employed in accordance with the concept of least privilege. It will be important for Fiscal Service management to sustain focus on improving Fiscal Service’s information system general controls. It will also continue to be important for Fiscal Service management to consider and mitigate any risks associated with recent and ongoing organizational changes

---

within ISS, which could hamper Fiscal Service's ability to reasonably assure that information system controls are effective.

---

## Other Matter

### Other Information

Fiscal Service's other information contains a wide range of information, some of which is not directly related to the Schedules of Federal Debt. This information is presented for purposes of additional analysis and is not a required part of the Schedules of Federal Debt. We read the other information included with the Schedules of Federal Debt in order to identify material inconsistencies, if any, with the audited Schedules of Federal Debt. Our audit was conducted for the purpose of forming an opinion on the Schedules of Federal Debt. We did not audit and do not express an opinion or provide any assurance on the other information.

---

## Report on Compliance with Laws, Regulations, Contracts, and Grant Agreements

In connection with our audits of the Schedules of Federal Debt, we tested compliance with selected provisions of applicable laws, regulations, contracts, and grant agreements consistent with our auditor's responsibility discussed below. We caution that noncompliance may occur and not be detected by these tests. We performed our tests of compliance in accordance with U.S. generally accepted government auditing standards.

---

## Management's Responsibility

Fiscal Service management is responsible for complying with laws, regulations, contracts, and grant agreements applicable to Fiscal Service.

---

## Auditor's Responsibility

Our responsibility is to test compliance with selected provisions of laws, regulations, contracts, and grant agreements applicable to Fiscal Service that have a direct effect on the determination of material amounts and disclosures in the Schedules of Federal Debt, and perform certain other limited procedures. Accordingly, we did not test compliance with all laws, regulations, contracts, and grant agreements applicable to Fiscal Service.

---

---

## Results of Our Tests for Compliance with Laws, Regulations, Contracts, and Grant Agreements

Our tests for compliance with selected provisions of applicable laws, regulations, contracts, and grant agreements disclosed no instances of noncompliance for fiscal year 2019 that would be reportable under U.S. generally accepted government auditing standards. However, the objective of our tests was not to provide an opinion on compliance with laws, regulations, contracts, and grant agreements applicable to Fiscal Service. Accordingly, we do not express such an opinion.

---

## Intended Purpose of Report on Compliance with Laws, Regulations, Contracts, and Grant Agreements

The purpose of this report is solely to describe the scope of our testing of compliance with selected provisions of applicable laws, regulations, contracts, and grant agreements, and the results of that testing, and not to provide an opinion on compliance. This report is an integral part of an audit performed in accordance with U.S. generally accepted government auditing standards in considering compliance. Accordingly, this report on compliance with laws, regulations, contracts, and grant agreements is not suitable for any other purpose.

---

## Agency Comments

In commenting on a draft of this report, Fiscal Service concurred with our conclusions. The complete text of Fiscal Service's response is reproduced in appendix II.



Dawn B. Simpson  
Director  
Financial Management  
and Assurance

November 1, 2019

# Overview, Schedules, and Notes Prepared by the Bureau of the Fiscal Service

## Overview on Federal Debt Managed by the Bureau of the Fiscal Service

### *Gross Federal Debt Outstanding*

Federal debt managed by the Bureau of the Fiscal Service (Fiscal Service) comprises debt held by the public and debt held by certain federal government accounts (issued under 31 U.S.C. §§ 3101-3113), the latter of which is referred to as intragovernmental debt holdings. As of September 30, 2019 and September 30, 2018, outstanding gross federal debt managed by Fiscal Service totaled \$22,711 billion and \$21,506 billion, respectively.<sup>1</sup> The increase in gross federal debt of \$1,205 billion during fiscal year 2019 was due to an increase in gross debt held by the public of \$1,048 billion and an increase in gross intragovernmental debt holdings of \$157 billion. As Figure 1 illustrates, debt held by the public and intragovernmental debt holdings increased by \$3,685 billion and \$888 billion, respectively, from September 30, 2015 to September 30, 2019. The increases in debt held by the public are due primarily to total federal spending exceeding total federal revenues. The primary reason for the increases in intragovernmental debt holdings is the excess annual receipts (including interest earnings) over disbursements in the Military Retirement and Health Care funds and the Civil Service Retirement and Disability Fund (CSRDF).<sup>2</sup>

There was a delay in raising the statutory debt limit in fiscal year 2015, which continued into fiscal year 2016, during which the Department of the Treasury (Treasury) had to take extraordinary actions to meet the government's obligations as they came due without exceeding the statutory debt limit. The extraordinary actions impacting intragovernmental debt holdings included (1) the suspension of investments in CSRDF, Postal Service Retiree Health Benefits Fund (Postal Benefits Fund), and the Exchange Stabilization Fund (ESF), (2) redeeming certain investments held by CSRDF earlier than normal, and (3) exchanging Treasury securities held by the CSRDF for securities issued by the Federal Financing Bank. Once the delay in raising the statutory debt limit ended, the uninvested principal and related interest were restored, thereby increasing intragovernmental debt holdings, and normal debt management operations resumed. These extraordinary actions contributed to an increase in intragovernmental debt holdings of \$373 billion between September 30, 2015 and September 30, 2016.

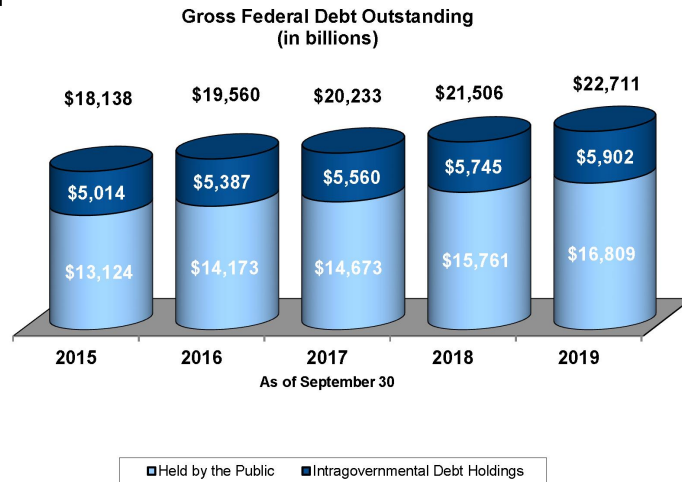
<sup>1</sup> Federal debt outstanding reported here differs from the amount reported in the Financial Report of the United States Government because of the securities not maintained or reported by Fiscal Service which are issued by the Federal Financing Bank and other federal agencies.

<sup>2</sup> The Military Retirement and Health Care funds consist of the Military Retirement Fund and the Medicare-Eligible Retiree Health Care Fund.

**Gross Federal Debt Outstanding, cont.**

Gross federal debt (with some adjustments) is subject to a statutory debt limit. On February 9, 2018, the Bipartisan Budget Act of 2018 (Public Law 115-123) was enacted suspending the statutory debt limit through March 1, 2019. Per the act, the statutory debt limit was increased on March 2, 2019 to \$21,988 billion. On Monday, March 4, 2019, Treasury began taking certain extraordinary actions to avoid exceeding the debt limit, which continued through August 1, 2019. On August 2, 2019, the Bipartisan Budget Act of 2019 (Public Law 116-37) was enacted, temporarily suspending the debt limit from August 2, 2019, through July 31, 2021. As of September 30, 2019 and September 30, 2018, outstanding debt obligations subject to the statutory debt limit were \$22,687 billion and \$21,475 billion, respectively.

Figure 1



### ***Interest Expense***

Interest expense incurred during fiscal year 2019 consists of (1) interest accrued and paid on debt held by the public or credited to accounts holding intragovernmental debt during the fiscal year, (2) interest accrued during the fiscal year, but not yet paid on debt held by the public or credited to accounts holding intragovernmental debt, and (3) net amortization of premiums and discounts. The primary components of interest expense are interest paid on the debt held by the public and interest credited to federal government trust funds and other federal government accounts that hold Treasury securities. The interest paid on the debt held by the public affects the current spending of the federal government and represents the burden of servicing its debt (i.e., payments to outside creditors). Interest credited to federal government trust funds and other federal government accounts, on the other hand, does not result in an immediate outlay of the federal government because one part of the government pays the interest and another part receives it. However, this interest represents a claim on future budgetary resources and hence an obligation on future taxpayers. This interest, when reinvested by the trust funds and other federal government accounts, is included in the programs' excess funds not currently needed in operations, which are invested in federal securities. For fiscal year 2019, interest expense incurred totaled \$574 billion; this consisted of interest expense on debt held by the public of \$404 billion, and \$170 billion in interest incurred for intragovernmental debt holdings.

As Figure 2 illustrates, total interest expense increased from fiscal year 2015 to 2016, from \$407 billion to \$430 billion. This increase resulted from an increase in interest expense on debt held by the public and intragovernmental debt holdings of \$22 billion and \$1 billion, respectively. The \$22 billion increase in interest expense on debt held by the public primarily resulted from (1) an increase in the outstanding debt held by the public and (2) an increase in inflation adjustments. The \$1 billion increase in interest expense on intragovernmental debt holdings resulted from (1) an increase in outstanding intragovernmental debt holdings, (2) the restoration of interest to CSRDF and Postal Benefits Fund, and (3) an increase in inflation, which were offset by a decrease in the average interest rates.

From fiscal year 2016 to 2017, total interest expense increased from \$430 billion to \$457 billion. This increase resulted from an increase in interest expense on debt held by the public and intragovernmental debt holdings of \$23 billion and \$4 billion, respectively. The \$23 billion increase in interest expense on debt held by the public primarily resulted from (1) an increase in the outstanding debt held by the public, (2) an increase in inflation adjustments, and (3) an increase in average interest rates. The \$4 billion increase in interest expense on intragovernmental debt holdings resulted from (1) an increase in inflation adjustments, (2) a decrease in net amortization, and (3) an offsetting decrease in accrued interest.

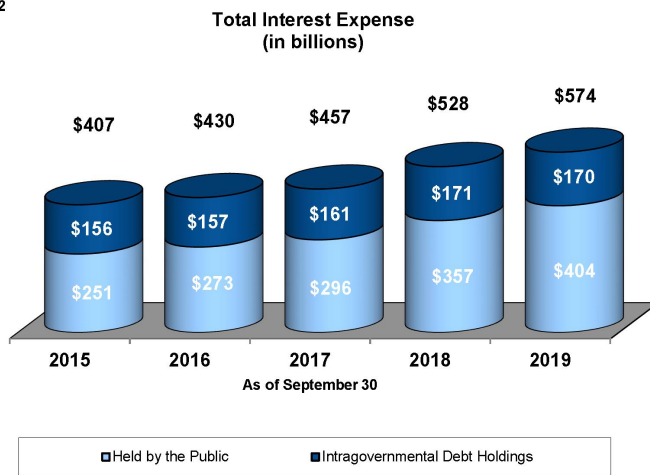


**Interest Expense, cont.**

From fiscal year 2017 to 2018, total interest expense increased from \$457 billion to \$528 billion. This increase resulted from an increase in interest expense on debt held by the public and intragovernmental debt holdings of \$61 billion and \$10 billion, respectively. The \$61 billion increase in interest expense on debt held by the public primarily resulted from (1) an increase in the outstanding debt held by the public, (2) an increase in inflation adjustments, and (3) an increase in average interest rates. The \$10 billion increase in interest expense on intragovernmental debt holdings primarily resulted from an increase in inflation adjustments.

From fiscal year 2018 to 2019, total interest expense increased from \$528 billion to \$574 billion. This increase resulted from an increase in interest expense on debt held by the public of \$47 billion and a decrease in interest expense on intragovernmental debt holdings of \$1 billion. The \$47 billion increase in interest expense on debt held by the public primarily resulted from an increase in the outstanding debt held by the public, offset by a decrease in inflation adjustments. The \$1 billion decrease in interest expense on intragovernmental debt holdings primarily resulted from (1) a decrease in average interest rates, (2) a decrease in inflation adjustments, and (3) an offsetting increase in outstanding intragovernmental debt holdings. Average interest rates on principal balances outstanding as of September 30, 2019 and 2018, are disclosed in the Notes to the Schedules of Federal Debt.

Figure 2



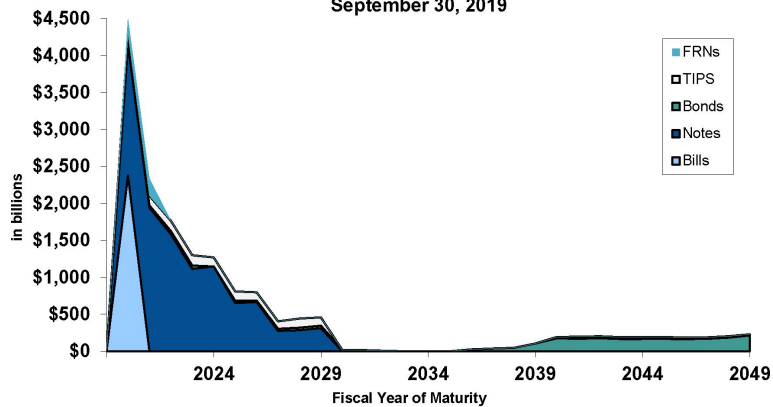
### Debt Held by the Public

Debt held by the public primarily represents the amount the federal government has borrowed to finance cumulative cash deficits by the issuance of United States (U.S.) Treasury securities that are guaranteed for principal and interest by the full faith and credit of the U.S. Government. During fiscal year 2019, Treasury used the existing suite of securities to meet the borrowing needs of the federal government. Treasury bills, notes, bonds, Treasury Inflation-Protected Securities (TIPS), and Floating Rate Notes (FRNs) increased by \$137 billion, \$606 billion, \$197 billion, \$79 billion, and \$55 billion, respectively in fiscal year 2019. As of September 30, 2019 and 2018, gross debt held by the public totaled \$16,809 billion and \$15,761 billion, respectively (see Figure 1), an increase of \$1,048 billion. This increase was primarily the result of borrowings needed to finance the government’s fiscal year 2019 deficit. Due primarily to an increase in short-term debt issuances, the total dollar amount of activity for both borrowings and repayments of debt held by the public increased for fiscal year 2019.

As of September 30, 2019, \$16,323 billion, or 97 percent, of the securities that constitute debt held by the public were marketable, meaning that once the federal government issues them, they can be resold by whoever owns them. Marketable debt is made up of Treasury bills, Treasury notes, Treasury bonds, TIPS, and FRNs with maturity dates ranging from less than one year out to 30 years. Of the marketable securities currently held by the public as of September 30, 2019, \$9,890 billion, or 61 percent, will mature within the next four years (see Figure 3). As of September 30, 2019 and 2018, total marketable debt held by the public maturing within the next 10 years totaled \$14,078 billion and \$13,185 billion, respectively, an increase of \$893 billion.

Figure 3

Maturity Dates of Marketable Debt Held by the Public as of September 30, 2019



***Debt Held by the Public, cont.***

The federal government also issues to the public nonmarketable securities, which cannot be resold, and have maturity dates ranging from on demand out to 40 years. As of September 30, 2019, nonmarketable securities totaled \$486 billion, or 3 percent of debt held by the public. As of that date, nonmarketable securities primarily consisted of Government Account Series (GAS) securities totaling \$248 billion, U.S. Savings Securities totaling \$152 billion, and State and Local Government Series (SLGS) securities totaling \$54 billion. During fiscal year 2019, GAS securities, U.S. Savings Securities, and SLGS securities decreased by \$3 billion, \$4 billion, and \$18 billion, respectively. As of September 30, 2019 and 2018, total nonmarketable securities totaled \$486 billion and \$511 billion, respectively, a decrease of \$25 billion.

The Federal Reserve Banks (FRBs) act as fiscal agents for Treasury, as permitted by the Federal Reserve Act. As fiscal agents for Treasury, the FRBs play a significant role in the processing of marketable book-entry securities and paper U.S. savings bonds. For marketable book-entry securities, selected FRBs receive bids, issue book-entry securities to awarded bidders, collect payments on behalf of Treasury, and make interest and redemption payments from Treasury's account to the accounts of security holders. For paper U.S. savings bonds, selected FRBs issue savings bonds purchased with federal income tax refunds, and redeem savings bonds, including handling the related transfers of cash.

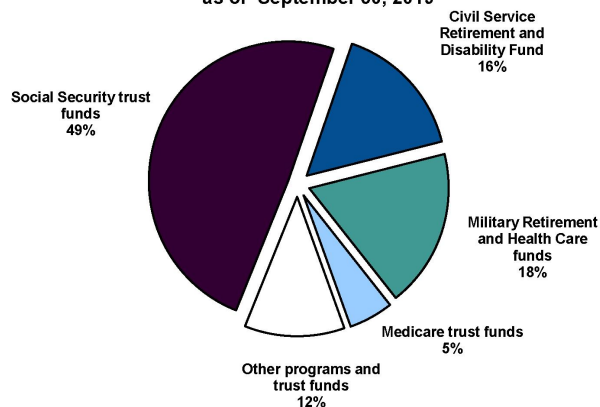
### Intragovernmental Debt Holdings

Intragovernmental debt holdings represent balances of Treasury securities held by federal government accounts. There are over 245 individual federal government accounts with either the authority or the requirement to invest excess receipts in special Treasury securities that are guaranteed for principal and interest by the full faith and credit of the U.S. Government. Intragovernmental debt holdings primarily consist of balances in the Social Security trust funds, Military Retirement and Health Care funds, CSRDF, and Medicare trust funds.<sup>3</sup> As of September 30, 2019, such funds accounted for \$5,217 billion, or 88 percent, of the \$5,902 billion intragovernmental debt holdings balance (see Figure 4). As of September 30, 2019 and 2018, gross intragovernmental debt holdings totaled \$5,902 billion and \$5,745 billion, respectively (see Figure 1), an increase of \$157 billion. This increase is primarily the result of (1) an increase in the Military Retirement and Health Care funds of \$98 billion, (2) an increase in the FHA, Mutual Mortgage Insurance Capital Reserve Account of \$24 billion, (3) an increase in CSRDF of \$18 billion, and (4) an increase in the Unemployment Trust Fund of \$12 billion.

The majority of intragovernmental debt holdings are GAS securities. GAS securities consist of par value securities and market-based securities, with terms ranging from on demand out to 30 years. Par value securities are issued and redeemed at par (100 percent of the face value), regardless of current market conditions. Market-based securities, however, can be issued at a premium or discount and are redeemed at par value on the maturity date or at market value if redeemed before the maturity date.

Figure 4

Components of Intragovernmental Debt Holdings as of September 30, 2019



<sup>3</sup> The Social Security trust funds consist of the Federal Old-Age and Survivors Insurance Trust Fund and the Federal Disability Insurance Trust Fund. The Military Retirement and Health Care funds consist of the Military Retirement Fund and the Medicare-Eligible Retiree Health Care Fund. The Medicare trust funds are made up of the Federal Hospital Insurance Trust Fund and the Federal Supplementary Medical Insurance Trust Fund.

### ***Significant Events in Fiscal Year 2019***

#### **Delay in Raising the Statutory Debt Limit**

Due to a delay in raising the statutory debt limit, from March 4, 2019 through August 1, 2019, Treasury departed from its normal debt management procedures and invoked legal authorities to avoid exceeding the statutory debt limit. Extraordinary actions taken by Treasury during this period to ensure the statutory debt limit was not exceeded were (1) suspending investments in the Government Securities Investment Fund (G-Fund) of the federal employees' Thrift Savings Plan, CSRDF, and Postal Benefits Fund, (2) redeeming certain investments held by CSRDF and Postal Benefits Fund earlier than normal, and (3) suspending new issuances of SLGS securities. On August 2, 2019, the Bipartisan Budget Act of 2019 (Public Law 116-37) was enacted suspending the statutory debt limit through July 31, 2021. On August 2, 2019, Treasury discontinued its use of the extraordinary actions and resumed normal debt management operations. On this date, in accordance with relevant laws, Fiscal Service restored uninvested principal amounts to the G-Fund, CSRDF, and Postal Benefits Fund of \$159,367 million, \$101,809 million, and \$2,171 million respectively. In accordance with relevant laws, Fiscal Service restored the interest related to the uninvested principal during the period March 5, 2019 through August 1, 2019 to the G-Fund on August 5, 2019, in the amount of \$1,675 million. Interest related to the uninvested principal during the period of March 4, 2019 through August 1, 2019 for CSRDF and Postal Benefits Fund will be restored on the next semi-annual interest payment date of December 31, 2019. As of September 30, 2019, these amounts were \$668 million and \$28 million, respectively.

#### **New 8-Week Bill**

Treasury successfully auctioned the first 8-week bill on October 16, 2018, with settlement on October 18, 2018. Unlike Treasury's traditional bill settlement date of Thursday, after a short period of transition, the new 8-week bill began to settle on Tuesday. In order to enhance the liquidity of the new 8-week bill, Treasury made changes to the 4-week bill auction cycle. After a short period of transition, the 4-week bill became a reopening of the 8-week bill, and also began to settle on Tuesday. For fiscal year 2019, Treasury issued \$1,695 billion in 8-week bills. The average monthly issuance was \$141 billion.

***Significant Events in Fiscal Year 2019, cont.***

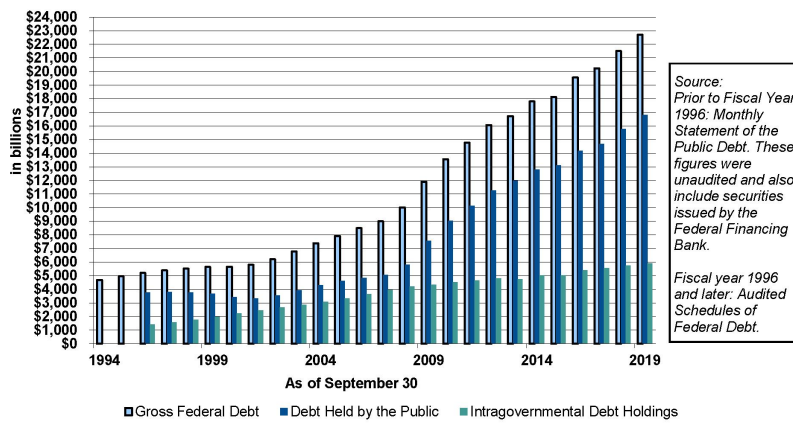
**Enhancements to the TIPS Program**

Treasury announced several enhancements to the TIPS program starting in calendar year 2019. These enhancements included increasing the total TIPS issuance supply, modifying the TIPS auction calendar, and introducing a new October 5-year TIPS maturity. Treasury gradually increased auction sizes in 2019, including increases in the February 30-year, April 5-year, June 5-year reopening, July 10-year, August 30-year reopening, and September 10-year reopening TIPS auctions. Treasury anticipates that the increase in net TIPS issuance for calendar year 2019 will be approximately \$22 - \$27 billion, having much of the net new issuance focused on the new October 5-year issue. Treasury modified the TIPS auction calendar in a way that accommodates market demand for a new 5-year TIPS in October, while maintaining the “one-TIPS-auction-per-month” cadence. The new October 5-year TIPS was auctioned on October 17, 2019, at an auction size of \$17 billion. The October 5-year TIPS was issued on October 31, 2019. The increase in TIPS issuance reflects Treasury’s increased borrowing needs and is consistent with the Treasury Borrowing Advisory Committee’s recommendation that TIPS remain around seven percent of gross issuance.

**Historical Perspective, cont.**

Figure 5

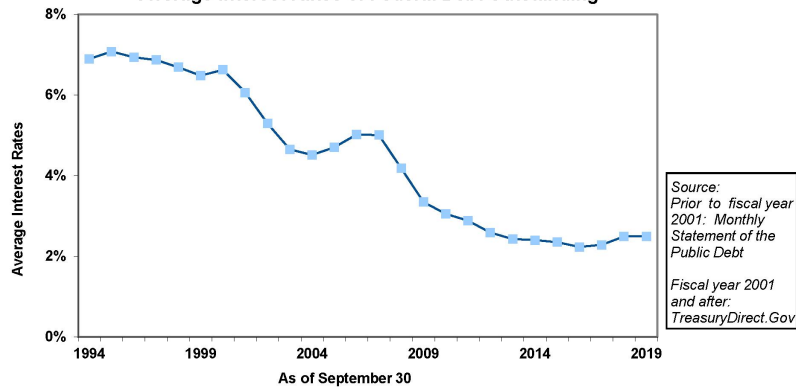
**Gross Federal Debt Outstanding**



As shown in Figure 6, interest rates have fluctuated over the past 25 years. The average interest rates reflected here represent the original issue weighted effective yield on debt held by the public and intragovernmental debt holdings outstanding, excluding inflation-indexed securities and FRNs, at the end of the fiscal year.

Figure 6

**Average Interest Rates of Federal Debt Outstanding**



Schedules of Federal Debt Managed by the Bureau of the Fiscal Service

Schedules of Federal Debt

Managed by the Bureau of the Fiscal Service  
For the Fiscal Years Ended September 30, 2019 and 2018  
(Dollars in Millions)

	Federal Debt					
	Held by the Public			Intragovernmental Debt Holdings		
	Principal (Note 2)	Accrued Interest Payable	Net Unamortized Premiums/ (Discounts)	Principal (Note 3)	Accrued Interest Payable	Net Unamortized Premiums/ (Discounts)
<i>Balance as of September 30, 2017</i>	\$14,673,429	\$65,462	(\$39,204)	\$5,560,014	\$38,849	\$72,154
<b>Increases</b>						
Borrowings from the Public	10,082,298		(44,676)			
Net Increase in Intragovernmental Debt Holdings				184,550		4,313
Accrued Interest (Note 4)		318,177			177,759	
<b>Total Increases</b>	<b>10,082,298</b>	<b>318,177</b>	<b>(44,676)</b>	<b>184,550</b>	<b>177,759</b>	<b>4,313</b>
<b>Decreases</b>						
Repayments of Debt Held by the Public	8,994,572					
Interest Paid		310,111			177,314	
Net Amortization (Note 4)			(39,114)			6,602
<b>Total Decreases</b>	<b>8,994,572</b>	<b>310,111</b>	<b>(39,114)</b>	<b>0</b>	<b>177,314</b>	<b>6,602</b>
<i>Balance as of September 30, 2018</i>	15,761,155	73,528	(44,766)	5,744,564	39,294	69,865
<b>Increases</b>						
Borrowings from the Public	11,783,832		(59,358)			
Net Increase in Intragovernmental Debt Holdings				156,936		5,302
Accrued Interest (Note 4)		342,126			172,544	
<b>Total Increases</b>	<b>11,783,832</b>	<b>342,126</b>	<b>(59,358)</b>	<b>156,936</b>	<b>172,544</b>	<b>5,302</b>
<b>Decreases</b>						
Repayments of Debt Held by the Public	10,735,895					
Interest Paid		342,431			172,988	
Net Amortization (Note 4)			(61,436)			2,056
<b>Total Decreases</b>	<b>10,735,895</b>	<b>342,431</b>	<b>(61,436)</b>	<b>0</b>	<b>172,988</b>	<b>2,056</b>
<i>Balance as of September 30, 2019</i>	\$16,809,092	\$73,223	(\$42,688)	\$5,901,500	\$38,850	\$73,111

The accompanying notes are an integral part of these Schedules.



## Notes to the Schedules of Federal Debt Managed by the Bureau of the Fiscal Service

*Notes to the Schedules of Federal Debt Managed by the Bureau of the Fiscal Service*

*For the Fiscal Years Ended September 30, 2019 and 2018*

*(Dollars in Millions)*

### **Note 1. Significant Accounting Policies**

#### **Basis of Presentation**

The Schedules of Federal Debt (Schedules) Managed by the Bureau of the Fiscal Service (Fiscal Service) have been prepared to report fiscal year 2019 and fiscal year 2018 balances and activity relating to monies borrowed from the public and certain federal government accounts under 31 U.S.C. §§ 3101-3113 to fund the operations of the United States (U.S.) Government. Permanent, indefinite appropriations are available for the payment of interest on the federal debt and the redemption of Treasury securities.

#### **Reporting Entity**

The Constitution empowers the Congress to borrow money on the credit of the United States. The Congress has authorized the Secretary of the Treasury to borrow monies to operate the federal government within a statutory debt limit. Title 31, U.S. Code authorizes the Department of the Treasury (Treasury) to prescribe the debt instruments and otherwise limit and restrict the amount and composition of the debt. Fiscal Service, an organizational entity within Treasury, is responsible for issuing Treasury securities in accordance with such authority and to account for the resulting debt. In addition, Fiscal Service maintains an investment program for federal government accounts, including trust funds that have legislative authority to invest temporary cash reserves not needed for current benefits and expenses. Fiscal Service issues and redeems Treasury securities for these federal government accounts based on data provided by the respective program agencies and other Treasury entities.

The Schedules do not consolidate the Federal Reserve Banks (FRBs), based on criteria established under U.S. generally accepted accounting principles (GAAP). The FRBs serve as Treasury's fiscal agent, executing certain transactions related to the issuance, payment of interest, and redemption of Treasury securities held by the public. The FRBs also hold Treasury securities in the FRB's System Open Market Account (SOMA) for the purpose of conducting monetary policy. The relevant activity and balances for the SOMA are disclosed in Note 2.

#### **Basis of Accounting**

The Schedules were prepared in accordance with U.S. GAAP and from Fiscal Service's automated debt accounting system. Accounting principles generally accepted for federal entities are the standards prescribed by the Federal Accounting Standards Advisory Board (FASAB), which is the official body for setting accounting standards for federal government reporting entities. The FASAB issued the Statement of Federal Financial Accounting Standards (SFFAS) No. 34, *The Hierarchy of Generally Accepted Accounting Principles, Including the Application of Standards Issued by the Financial Accounting Standards Board* in July 2009. SFFAS No. 34 identifies the sources of accounting principles and the framework for selecting the principles used in the preparation of general purpose financial reports of federal reporting entities that are presented in accordance with generally accepted accounting principles.

Interest costs are recorded as expenses when incurred, instead of when paid. Certain Treasury securities are issued at a discount or premium. These discounts and premiums are amortized over the term of the security using an interest method for all long-term securities and the straight line method for short-term securities. Treasury also issues Treasury Inflation-Protected Securities (TIPS). The principal for TIPS is adjusted daily over the life of the security based on the Consumer Price Index for all Urban Consumers.

**Overview, Schedules, and Notes Prepared by  
the Bureau of the Fiscal Service**

*Notes to the Schedules of Federal Debt Managed by the Bureau of the Fiscal Service  
For the Fiscal Years Ended September 30, 2019 and 2018  
(Dollars in Millions)*

**Note 2. Federal Debt Held by the Public**

As of September 30, 2019 and 2018, Federal Debt Held by the Public consisted of the following:

	2019		2018	
	Average Interest		Average Interest	
	Amount	Rates	Amount	Rates
<b>Marketable:</b>				
Treasury Bills	\$2,376,370	2.1 %	\$2,239,473	2.1 %
Treasury Notes	9,755,985	2.2 %	9,150,301	2.0 %
Treasury Bonds	2,311,517	3.9 %	2,114,982	4.1 %
TIPS	1,454,698	0.8 %	1,376,180	0.8 %
Floating Rate Notes	424,067	2.0 %	369,142	2.2 %
<b>Total Marketable</b>	<b>\$16,322,637</b>		<b>\$15,250,078</b>	
<b>Nonmarketable</b>	<b>\$486,455</b>	<b>2.2 %</b>	<b>\$511,077</b>	<b>2.8 %</b>
<b>Total Federal Debt Held by the Public</b>	<b>\$16,809,092</b>		<b>\$15,761,155</b>	

Treasury issues marketable bills usually at a discount, but may also issue at par, and pays the par amount of the security upon maturity. The average interest rate on Treasury bills represents the original issue effective yield on securities outstanding as of September 30, 2019 and 2018. Treasury bills are issued with a term of one year or less.

Treasury issues marketable notes and bonds as long-term securities that pay semi-annual interest based on the security's stated interest rate. These securities are issued at either par value or at an amount that reflects a discount or a premium. The average interest rate on marketable notes and bonds represents the stated interest rate adjusted by any discount or premium on securities outstanding as of September 30, 2019 and 2018. Treasury notes are issued with a term of two to 10 years and Treasury bonds are issued with a term of more than 10 years.

Treasury issues TIPS that have interest and redemption payments that are tied to the Consumer Price Index for all Urban Consumers, a widely used measure of inflation. TIPS are issued with a term of five years or more. At maturity, TIPS are redeemed at the inflation-adjusted principal amount, or the original par value, whichever is greater. TIPS pay a semi-annual fixed rate of interest applied to the inflation-adjusted principal. The average interest rate on TIPS represents the stated interest rate on principal plus inflation, adjusted by any discount or premium on securities outstanding as of September 30, 2019 and 2018. The TIPS Federal Debt Held by the Public inflation-adjusted principal balance includes inflation of \$150,617 million and \$134,057 million as of September 30, 2019 and 2018, respectively.

Treasury issues marketable Floating Rate Notes (FRNs), which have interest rates that are indexed to the highest accepted discount rate of the most recent 13-week marketable bill auction. These securities pay interest quarterly based on the interest rate at the time of payment. These securities, like marketable notes and bonds, are issued at either par value or at an amount that reflects a discount or premium. The average interest rate on marketable FRNs represents the highest accepted discount rate of the most recent 13-week marketable bill auction as of September 30, 2019 and 2018, adjusted by any discount or premium on securities outstanding as of these dates. These notes are currently issued with a term of two years.

**Overview, Schedules, and Notes Prepared by  
the Bureau of the Fiscal Service**

*Notes to the Schedules of Federal Debt Managed by the Bureau of the Fiscal Service  
For the Fiscal Years Ended September 30, 2019 and 2018  
(Dollars in Millions)*

**Note 2. Federal Debt Held by the Public (continued)**

Federal Debt Held by the Public includes federal debt held outside of the U.S. Government by individuals, corporations, FRBs, state and local governments, and foreign governments and central banks. As of September 30, 2019, the FRBs had total holdings of \$1,638,007 million, which (1) excludes \$475,040 million in Treasury securities used in overnight reverse repurchase transactions and (2) includes a very small amount lent to dealers and not collateralized by other Treasury securities. As of September 30, 2018, the FRBs had total holdings of \$1,782,452 million, which (1) excludes \$531,790 million in Treasury securities used in overnight reverse repurchase transactions and (2) includes a net of \$1,032 million in Treasury securities held by the FRBs as collateral for securities lending activities. For fiscal years ended September 30, 2019 and 2018, interest expense related to the FRB's holdings of Treasury securities was \$58,974 million and \$64,092 million respectively.

Treasury issues nonmarketable securities at either par value or at an amount that reflects a discount or a premium. The average interest rate on the nonmarketable securities represents the original issue weighted effective yield on securities outstanding as of September 30, 2019 and 2018. Nonmarketable securities are issued with a term of on demand out to 40 years.

As of September 30, 2019 and 2018, nonmarketable securities consisted of the following:

	2019	2018
Domestic Series	\$29,995	\$29,995
Foreign Series	264	264
State and Local Government Series	53,809	71,753
United States Savings Securities	152,355	156,809
Government Account Series	248,052	250,680
Other	1,980	1,576
<b>Total Nonmarketable</b>	<b>\$486,455</b>	<b>\$511,077</b>

Government Account Series (GAS) securities are nonmarketable securities issued to federal government accounts. Federal Debt Held by the Public includes GAS securities issued to certain federal government accounts. One example is the GAS securities held by the Government Securities Investment Fund (G-Fund) of the federal employees' Thrift Savings Plan. Federal employees and retirees who have individual accounts own the GAS securities held by the fund. For this reason, these securities are considered part of the Federal Debt Held by the Public rather than Intragovernmental Debt Holdings. The GAS securities held by the G-Fund consist of overnight investments redeemed one business day after their issue. As of September 30, 2019 and 2018, the GAS securities held by the G-Fund were \$243,357 million and \$245,480 million, respectively. The net decrease in the fund's principal balance during fiscal year 2019 is included in the Repayments of Debt Held by the Public amount reported on the Schedules of Federal Debt. The net increase in the fund's principal balance during fiscal year 2018 is included in the Borrowings from the Public amount reported on the Schedules of Federal Debt.

Fiscal year-end September 30, 2018 occurred on a Sunday. As a result, \$92,487 million of marketable Treasury notes, and \$67 million of GAS securities, matured but not repaid are included in the balance of the Federal Debt Held by the Public as of September 30, 2018. Settlement of this debt repayment occurred on Monday, October 1, 2018.

**Overview, Schedules, and Notes Prepared by  
the Bureau of the Fiscal Service**

*Notes to the Schedules of Federal Debt Managed by the Bureau of the Fiscal Service  
For the Fiscal Years Ended September 30, 2019 and 2018  
(Dollars in Millions)*

**Note 3. Intragovernmental Debt Holdings**

As of September 30, 2019 and 2018, Intragovernmental Debt Holdings are owed to the following:

	<u>2019</u>	<u>2018</u>
SSA: Federal Old-Age and Survivors Insurance Trust Fund	\$2,804,396	\$2,801,254
OPM: Civil Service Retirement and Disability Fund	930,893	912,654
DOD: Military Retirement Fund	827,414	743,421
DOD: Medicare-Eligible Retiree Health Care Fund	254,176	240,183
HHS: Federal Hospital Insurance Trust Fund	198,625	202,805
HHS: Federal Supplementary Medical Insurance Trust Fund	104,716	98,197
FDIC: Deposit Insurance Fund	104,015	96,431
SSA: Federal Disability Insurance Trust Fund	96,520	93,401
DOL: Unemployment Trust Fund	84,361	72,576
DOE: Nuclear Waste Disposal Fund	54,022	53,449
HUD: FHA, Mutual Mortgage Insurance Capital Reserve Account	50,601	26,975
OPM: Employees Life Insurance Fund	48,199	46,616
OPM: Postal Service Retiree Health Benefits Fund	44,611	47,145
DOL: Pension Benefit Guaranty Corporation	36,713	31,659
DOT: Highway Trust Fund	28,192	41,212
OPM: Employees Health Benefits Fund	27,800	27,367
Treasury: Exchange Stabilization Fund	22,622	22,311
DOS: Foreign Service Retirement and Disability Fund	19,318	19,184
HUD: Guarantees of Mortgage-Backed Securities Capital Reserve Account	15,658	16,169
NCUA: National Credit Union Share Insurance Fund	15,276	14,895
DOT: Airport and Airway Trust Fund	15,018	14,212
DOL: Pension Benefit Guaranty Corporation Deposit Fund	13,611	13,556
USPS: Postal Service Fund	9,341	10,493
Other Programs and Funds	95,402	98,399
Total Intragovernmental Debt Holdings	<u>\$5,901,500</u>	<u>\$5,744,564</u>

Social Security Administration (SSA); Office of Personnel Management (OPM); Department of Defense (DOD); Department of Health and Human Services (HHS); Federal Deposit Insurance Corporation (FDIC); Department of Labor (DOL); Department of Energy (DOE); Department of Housing and Urban Development (HUD); Federal Housing Administration (FHA); Department of Transportation (DOT); Department of the Treasury (Treasury); Department of State (DOS); National Credit Union Administration (NCUA); United States Postal Service (USPS).

Intragovernmental Debt Holdings primarily consist of GAS securities. Treasury issues GAS securities at either par value or at an amount that reflects a discount or a premium. GAS securities are issued with a term of on demand out to 30 years. GAS securities include TIPS, which are reported at an inflation-adjusted principal balance using the Consumer Price Index for all Urban Consumers. As of September 30, 2019 and 2018, the inflation-adjusted principal balance of Intragovernmental Debt Holdings included inflation of \$176,035 million and \$159,793 million, respectively. The average interest rates on Intragovernmental Debt Holdings, excluding TIPS and FRNs, for fiscal years 2019 and 2018 were 2.7 percent and 2.8 percent, respectively. The average interest rates on TIPS for both fiscal years were 1.3 percent. The average interest rates on FRNs for fiscal years 2019 and 2018 were 1.9 percent and 2.3 percent, respectively. The average interest rate represents the original issue weighted effective yield on securities outstanding as of September 30, 2019 and 2018.

Fiscal year-end September 30, 2018 occurred on a Sunday. As a result, \$2,724 million of GAS securities held by federal government accounts matured but not repaid is included in the balance of the Intragovernmental Debt Holdings as of September 30, 2018. Settlement of this debt repayment occurred on Monday, October 1, 2018.

**Overview, Schedules, and Notes Prepared by  
the Bureau of the Fiscal Service**

*Notes to the Schedules of Federal Debt Managed by the Bureau of the Fiscal Service  
For the Fiscal Years Ended September 30, 2019 and 2018  
(Dollars in Millions)*

**Note 4. Interest Expense**

Interest expense on federal debt for fiscal years 2019 and 2018 consisted of the following:

	<u>2019</u>	<u>2018</u>
Federal Debt Held by the Public		
Accrued Interest	\$342,126	\$318,177
Net Amortization of (Premiums) and Discounts	61,436	39,114
	<hr/>	<hr/>
Total Interest Expense on Federal Debt Held by the Public	403,562	357,291
Intragovernmental Debt Holdings		
Accrued Interest	172,544	177,759
Net Amortization of (Premiums) and Discounts	(2,056)	(6,602)
	<hr/>	<hr/>
Total Interest Expense on Intragovernmental Debt Holdings	170,488	171,157
	<hr/>	<hr/>
Total Interest Expense on Federal Debt Managed by Fiscal Service	\$574,050	\$528,448

The valuation of TIPS is adjusted daily over the life of the security based on the Consumer Price Index for all Urban Consumers. This daily adjustment is an interest expense for federal debt managed by Fiscal Service. Accrued interest on Federal Debt Held by the Public includes inflation adjustments of \$25,260 million and \$38,457 million for fiscal years 2019 and 2018, respectively. Accrued interest on Intragovernmental Debt Holdings includes inflation adjustments of \$14,731 million and \$22,070 million for fiscal years 2019 and 2018, respectively.

Total interest expense on Intragovernmental Debt Holdings includes gains and losses on early redemptions of GAS securities. Early redemptions of GAS securities resulted in a net \$2,262 million loss and a net \$1,031 million gain in fiscal years 2019 and 2018, respectively.

**Overview, Schedules, and Notes Prepared by  
the Bureau of the Fiscal Service**

*Notes to the Schedules of Federal Debt Managed by the Bureau of the Fiscal Service  
For the Fiscal Years Ended September 30, 2019 and 2018  
(Dollars in Millions)*

**Note 5. Gain on Operational Readiness Buybacks**

A buyback occurs when Treasury redeems outstanding marketable Treasury securities prior to their maturity dates. In a buyback, the owner of the security sells it to Treasury on a voluntary basis at a price determined by a competitive auction process. The first of these buybacks occurred in 2000 and continued through 2002. Treasury did not conduct buybacks again until fiscal year 2015, when it conducted two small-value buybacks to ensure operational readiness of its buyback infrastructure. Treasury expects to continue to conduct regular small-value buyback operations periodically to ensure operational readiness. These small-value buyback operations are not a precursor or signal of any pending policy changes regarding Treasury's use of buybacks more broadly. On January 19, 2000, Treasury issued a final rule adding part 375 to 31 CFR, setting out the terms and conditions by which outstanding, unmatured marketable Treasury securities may be redeemed through Treasury buying back the securities.

Buybacks of Treasury securities are conducted by Treasury's fiscal agent, the Federal Reserve Bank of New York (FRBNY). Only primary dealers, as designated by FRBNY, may submit offers.

During fiscal years 2019 and 2018, there were two operational readiness buyback operations in each year, which involved the following:

	<u>2019</u>	<u>2018</u>
Total Amount Paid for Debt Buybacks, excluding accrued interest	\$48	\$48
Principal Amount of Debt Buybacks	50	50
Discount on Debt Buybacks	\$(2)	\$(2)
Write off of Net Unamortized Discounts on Debt Buybacks	-	-
Gain on Debt Buybacks	<u>\$(2)</u>	<u>\$(2)</u>

# Appendix I: Management's Report on Internal Control over Financial Reporting Relevant to the Schedule of Federal Debt



DEPARTMENT OF THE TREASURY  
BUREAU OF THE FISCAL SERVICE  
WASHINGTON, DC 20227

November 1, 2019

Management's Report on Internal Control over Financial Reporting  
Relevant to the Schedule of Federal Debt

The Bureau of the Fiscal Service's (Fiscal Service) internal control over financial reporting relevant to the Schedule of Federal Debt is a process effected by those charged with governance, management, and other personnel, the objectives of which are to provide reasonable assurance that (1) transactions are properly recorded, processed, and summarized to permit the preparation of the Schedule of Federal Debt in accordance with U.S. Generally Accepted Accounting Principles; and (2) transactions related to the Schedule of Federal Debt are executed in accordance with provisions of applicable laws, including those governing the use of budget authority, regulations; contracts; and grant agreements, noncompliance with which could have a material effect on the Schedule of Federal Debt.

Fiscal Service management is responsible for maintaining effective internal control over financial reporting, including the design, implementation, and maintenance of internal control relevant to the preparation and fair presentation of the Schedule of Federal Debt that is free from material misstatement, whether due to fraud or error. Fiscal Service management evaluated the effectiveness of Fiscal Service's internal control over financial reporting relevant to the Schedule of Federal Debt as of September 30, 2019, based on the criteria established under 31 U.S.C. 3512(c), (d) (commonly known as the Federal Managers' Financial Integrity Act).

Based on that evaluation, we conclude that, as of September 30, 2019, Fiscal Service's internal control over financial reporting relevant to the Schedule of Federal Debt was effective.

Timothy E. Gribben  
Commissioner

D. Michael Linder  
Assistant Commissioner,  
Fiscal Accounting

Theresa J. Kohler  
Chief Financial Officer and  
Assistant Commissioner,  
Office of Management

Douglas Anderson  
Acting Chief Information Officer and  
Assistant Commissioner,  
Information and Security Services

---

## Agency Comment Letter

---

### Text of Appendix I: Management's Report on Internal Control over Financial Reporting Relevant to the Schedule of Federal Debt

#### Page 1

November 1, 2019

#### Management's Report on Internal Control over Financial Reporting Relevant to the Schedule of Federal Debt

The Bureau of the Fiscal Service's (Fiscal Service) internal control over financial reporting relevant to the Schedule of Federal Debt is a process effected by those charged with governance, management, and other personnel, the objectives of which are to provide reasonable assurance that (1) transactions are properly recorded, processed, and summarized to permit the preparation of the Schedule of Federal Debt in accordance with U.S. Generally Accepted Accounting Principles; and (2) transactions related to the Schedule of Federal Debt are executed in accordance with provisions of applicable laws, including those governing the use of budget authority; regulations; contracts; and grant agreements, noncompliance with which could have a material effect on the Schedule of Federal Debt.

Fiscal Service management is responsible for maintaining effective internal control over financial reporting, including the design, implementation, and maintenance of internal control relevant to the preparation and fair presentation of the Schedule of Federal Debt that is free from material misstatement, whether due to fraud or error. Fiscal Service management evaluated the effectiveness of Fiscal Service's internal control over financial reporting relevant to the Schedule 3512(c), (d) (commonly known as the Federal Managers' Financial Integrity Act).

Timothy E. Bribben  
Commissioner

D. Michael Linder  
Assistant Commissioner,  
Fiscal Accounting



# Appendix II: Comments from the Bureau of the Fiscal Service



DEPARTMENT OF THE TREASURY  
BUREAU OF THE FISCAL SERVICE  
WASHINGTON, DC 20227

November 4, 2019

Ms. Dawn B. Simpson, Director  
Financial Management and Assurance  
U.S. Government Accountability Office  
441 G Street, NW  
Washington, DC 20548

Dear Ms. Simpson:

This letter is in response to your audit of the Schedules of Federal Debt Managed by the Bureau of the Fiscal Service for the fiscal years ended September 30, 2019 and 2018. We agree with the conclusions of your audit report.

This year we were faced with a suspension of the Statutory Debt Limit throughout the first half of the fiscal year, and a Debt Issuance Suspension Period (DISP), which was in effect for the majority of the second half of the fiscal year. Your team's experience related to our accounting operations provided timeliness and efficiency to the audit process. Thank you and your staff for the thorough audit of these schedules as we finalize the twenty-third year of our professional relationship and look forward to a continued successful relationship.

Sincerely,

Timothy E. Gribben  
Commissioner

---

## Agency Comment Letter

---

### Text of Appendix II: Comments from the Bureau of the Fiscal Service

#### Page 1

November 4, 2019

Ms. Dawn B. Simpson, Director  
Financial Management and Assurance  
U.S. Government Accountability Office  
441 G Street, Washington, DC 20548

Dear Ms. Simpson:

This letter is in response to your audit of the schedule of Federal Debt Managed by the Bureau of the Fiscal Service for the fiscal years ended September 30, 2019 and 2018. We agree with the conclusions of your audit report.

This year we were faced with a suspension of the Statutory Debt Limit throughout the first half of the fiscal year and a Debt Issuance Suspension Period (DIS P), which was in effect for the majority of the second half of the fiscal year. Your team's experience related to our accounting operations provided timelines and efficiency to the audit process. Thank you and your staff for the thorough audit of these schedules as we finalize the twenty-third year of our professional relationship and look forward to a continued successful relationship.

Sincerely,

Timothy E. Gribben  
Commissioner

---

## Appendix III: Accessible Data Table

---

**Data Table for Total Federal Debt Outstanding, September 30, 1997, through September 30, 2019**

<b>Year</b>	<b>Debt held by the public</b>	<b>Intragovernmental debt holdings</b>	<b>Total</b>
1997	3815	1583	5398
1998	3761	1750	5511
1999	3668	1973	5641
2000	3439	2220	5659
2001	3339	2453	5792
2002	3553	2660	6213
2003	3924	2859	6783
2004	4307	3072	7379
2005	4601	3317	7918
2006	4843	3650	8493
2007	5049	3944	8993
2008	5809	4202	10011
2009	7552	4346	11898
2010	9023	4528	13551
2011	10127	4654	14781
2012	11270	4789	16059
2013	11976	4756	16732
2014	12785	5025	17810
2015	13124	5014	18138
2016	14173	5387	19560
2017	14673	5560	20233
2018	15761	5745	21506
2019	16809	5902	22711

---

---

---

## GAO's Mission

The Government Accountability Office, the audit, evaluation, and investigative arm of Congress, exists to support Congress in meeting its constitutional responsibilities and to help improve the performance and accountability of the federal government for the American people. GAO examines the use of public funds; evaluates federal programs and policies; and provides analyses, recommendations, and other assistance to help Congress make informed, oversight, policy, and funding decisions. GAO's commitment to good government is reflected in its core values of accountability, integrity, and reliability.

---

## Obtaining Copies of GAO Reports and Testimony

The fastest and easiest way to obtain copies of GAO documents at no cost is through our website. Each weekday afternoon, GAO posts on its [website](#) newly released reports, testimony, and correspondence. You can also [subscribe](#) to GAO's email updates to receive notification of newly posted products.

---

## Order by Phone

The price of each GAO publication reflects GAO's actual cost of production and distribution and depends on the number of pages in the publication and whether the publication is printed in color or black and white. Pricing and ordering information is posted on GAO's website, <https://www.gao.gov/ordering.htm>.

Place orders by calling (202) 512-6000, toll free (866) 801-7077, or TDD (202) 512-2537.

Orders may be paid for using American Express, Discover Card, MasterCard, Visa, check, or money order. Call for additional information.

---

## Connect with GAO

Connect with GAO on [Facebook](#), [Flickr](#), [Twitter](#), and [YouTube](#).

Subscribe to our [RSS Feeds](#) or [Email Updates](#). Listen to our [Podcasts](#).

Visit GAO on the web at <https://www.gao.gov>.

---

## To Report Fraud, Waste, and Abuse in Federal Programs

Contact FraudNet:

Website: <https://www.gao.gov/fraudnet/fraudnet.htm>

Automated answering system: (800) 424-5454 or (202) 512-7700

---

---

## Congressional Relations

Orice Williams Brown, Managing Director, [WilliamsO@gao.gov](mailto:WilliamsO@gao.gov), (202) 512-4400, U.S. Government Accountability Office, 441 G Street NW, Room 7125, Washington, DC 20548

---

## Public Affairs

Chuck Young, Managing Director, [youngc1@gao.gov](mailto:youngc1@gao.gov), (202) 512-4800  
U.S. Government Accountability Office, 441 G Street NW, Room 7149  
Washington, DC 20548

---

## Strategic Planning and External Liaison

James-Christian Blockwood, Managing Director, [spel@gao.gov](mailto:spel@gao.gov), (202) 512-4707  
U.S. Government Accountability Office, 441 G Street NW, Room 7814, Washington, DC 20548



**Please Print on Recycled Paper.**