



December 2015

OVERSEAS PRIVATE INVESTMENT CORPORATION

Additional Actions Could Improve Monitoring Processes

Accessible Version

GAO Highlights

Highlights of [GAO-16-64](#), a report to congressional requesters

Why GAO Did This Study

OPIC helps mobilize private capital to address development challenges globally and advance U.S. development assistance objectives.

GAO was asked to provide information on OPIC's financing commitments and its project selection and monitoring practices. This report examines (1) the amounts and types of OPIC financing support for fiscal years 2008 through 2014, (2) how OPIC selects projects, and (3) how OPIC monitors projects.

To address these objectives, GAO analyzed OPIC data for its commitments made in fiscal years 2008 through 2014, to reflect recent activity. GAO also reviewed OPIC policies, annual reports, and selection and monitoring documents for a nongeneralizable sample of 21 projects in four countries. The country and project selections were based on several factors, including OPIC financing amounts, ease of doing business ratings, and project sector. GAO interviewed officials from OPIC and other organizations as well as officials and clients in Honduras and Pakistan, two countries with particularly challenging business climates.

What GAO Recommends

GAO recommends that OPIC (1) establish time frames for submitting site visit reports and (2) assess its monitoring processes to ensure risks associated with current practices are acceptable for meeting OPIC's program goals. OPIC concurred with these recommendations.

View [GAO-16-64](#). For more information, contact Kimberly M. Gianopoulos at 202-512-8612 or gianopoulosk@gao.gov.

December 2015

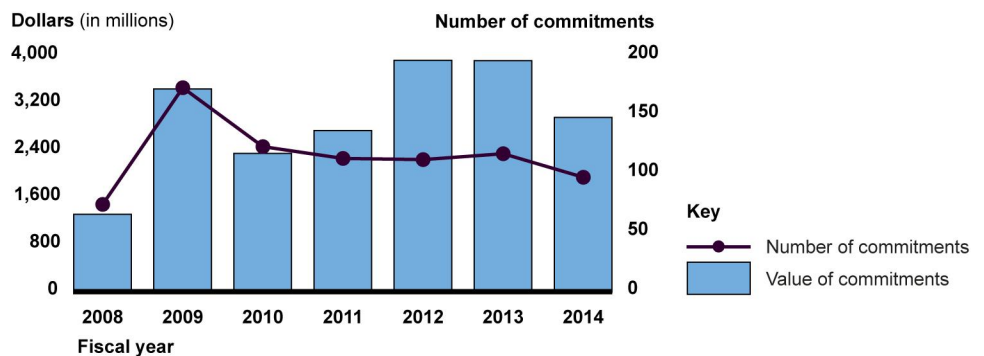
OVERSEAS PRIVATE INVESTMENT CORPORATION

Additional Actions Could Improve Monitoring Processes

What GAO Found

The Overseas Private Investment Corporation (OPIC) provides loans, loan guarantees, and political risk insurance to private entities to support development in over 150 countries. In fiscal years 2008 through 2014, OPIC made 718 commitments worldwide valued at about \$20 billion. OPIC committed the majority of this financing support to projects in Latin America and the Caribbean and in Sub-Saharan Africa, and 25 percent to countries with low per capita incomes.

Overseas Private Investment Corporation's (OPIC) New Commitments Worldwide by Value and Number, Fiscal Years 2008 through 2014



Source: GAO analysis of OPIC data. | GAO-16-64

OPIC has policies to guide its project selection process, including confirming a connection to the United States and reviewing potential environmental and social, worker rights, and human rights impacts. In its review of a nongeneralizable sample of projects, GAO found that OPIC generally followed these policies. While GAO found that OPIC completed required human rights reviews, the responsibility for reviewing human rights-related information is spread across groups, and OPIC lacked clear guidance for conducting these reviews. OPIC recently developed new guidance that identifies roles and responsibilities for these reviews. GAO also found that OPIC has recently adopted additional guidelines which may support more systematic cumulative environmental and social impact analyses.

OPIC monitors ongoing projects but may lack adequate information about some projects' policy compliance and impacts. OPIC uses annual client-reported data, a limited number of site visits, and independent consultant reports, among other things, to monitor projects' policy compliance and impacts. OPIC policy does not designate time frames for submitting site visit reports, and some reports GAO reviewed were written several years after the visits. OPIC's policy teams visit about one-tenth of active projects each year. Site visit reports GAO reviewed identified compliance issues that clients had not reported, indicating that OPIC may lack complete and accurate information on the status of some projects. Thus, OPIC's current monitoring processes may not provide adequate information on projects' annual policy compliance and development impact status to support program goals.

Contents

Letter	I	
	Background	3
	OPIC Committed Over \$20 Billion to Projects Worldwide for Fiscal Years 2008 through 2014	6
	OPIC Policies Guide Project Selection, and OPIC Recently Adopted Additional Guidance to Enhance the Policy Clearance Process	13
	OPIC Monitors Projects, but Site Visit Reports Are Not Always Timely, and Use of Client-Reported Data Involves Risks	34
	Conclusions	42
	Recommendations for Executive Action	43
	Agency Comments and Our Evaluation	43
<hr/>		
Appendix I: Objectives, Scope, and Methodology		45
Appendix II: Overseas Private Investment Corporation (OPIC) Project Commitments in Selected Countries for Fiscal Years 2008 through 2014		50
Appendix III: Descriptions of Select Overseas Private Investment Corporation (OPIC) Commitments in Four Countries, Fiscal Years 2008 through 2014		57
	Honduras	57
	Kenya	59
	Pakistan	61
	Peru	64
<hr/>		
Appendix IV: Overseas Private Investment Corporation (OPIC) Development Impact Scoring		67
Appendix V: Comments from the Overseas Private Investment Corporation		68
Appendix VI: GAO Contact and Staff Acknowledgments		70
	GAO Contact	70
	Staff Acknowledgments	70
<hr/>		
Appendix VII: Accessible Data	71	
	Agency Comment Letter	71
	Data Table	73

Tables

Table 1: U.S. Connection Requirements and Criteria for Overseas Private Investment Corporation (OPIC) Financing Support	17
Table 2: How Selected Overseas Private Investment Corporation (OPIC) Projects Met Additionality Requirements	19
Table 3: Overseas Private Investment Corporation's (OPIC) Self-Monitoring Questionnaire (SMQ) Response Rates, Fiscal Years 2008-2014	36
Table 4: Numbers and Percentages of Overseas Private Investment Corporation's (OPIC) Site Visits for Policy Monitoring, Fiscal Years 2008-2014	37
Table 5: Overseas Private Investment Corporation (OPIC) Commitments in Honduras for Fiscal Years 2008 through 2014	50
Table 6: Overseas Private Investment Corporation (OPIC) Commitments in Kenya for Fiscal Years 2008 through 2014	51
Table 7: Overseas Private Investment Corporation (OPIC) Commitments in Pakistan for Fiscal Years 2008 through 2014	52
Table 8: Overseas Private Investment Corporation (OPIC) Commitments in Peru for Fiscal Years 2008 through 2014	54
Table 9: Example of the Overseas Private Investment Corporation's (OPIC) Development Impact Indicators and Scoring for a Wind Power Project in Pakistan	67
Data Table for Highlights Figure and Figure 3: Overseas Private Investment Corporation's (OPIC) New Commitments Worldwide by Value and Number, Fiscal Years 2008 through 2014 ⁷³	
Data Table for Figure 4: Composition of Overseas Private Investment Corporation's (OPIC) New Commitments Worldwide by Financial Instrument Type, Fiscal Years 2008-2014	74
Data Table for Figure 5: Composition of Overseas Private Investment Corporation's (OPIC) New Commitments by Region, Fiscal Years 2008-2014	74
Data Table for Figure 6: Composition of Overseas Private Investment Corporation's (OPIC) New Commitments by Country Per Capita Income Category, Fiscal Years 2008 through 2014	74
Data Table for Figure 7: Sector Trends in Overseas Private Investment Corporation's (OPIC) New Commitments Worldwide by Dollar Value, Fiscal Years 2008 through 2014	74
Data Table for Figure 8: Overseas Private Investment Corporation's (OPIC) New Commitments by Sector in Selected Countries, Fiscal Years 2008 through 2014	75

Figures

Figure 1: Examples of Overseas Private Investment Corporation (OPIC) Projects	3
Figure 2: Overseas Private Investment Corporation (OPIC) Organizational Structure Chart	5
Figure 3: Overseas Private Investment Corporation's (OPIC) New Commitments Worldwide by Value and Number, Fiscal Years 2008 through 2014	6
Figure 4: Composition of Overseas Private Investment Corporation's (OPIC) New Commitments Worldwide by Financial Instrument Type, Fiscal Years 2008-2014	8
Figure 5: Composition of Overseas Private Investment Corporation's (OPIC) New Commitments by Region, Fiscal Years 2008-2014	9
Figure 6: Composition of Overseas Private Investment Corporation's (OPIC) New Commitments by Country Per Capita Income Category, Fiscal Years 2008 through 2014	10
Figure 7: Sector Trends in Overseas Private Investment Corporation's (OPIC) New Commitments Worldwide by Dollar Value, Fiscal Years 2008 through 2014	12
Figure 8: Overseas Private Investment Corporation's (OPIC) New Commitments by Sector in Selected Countries, Fiscal Years 2008 through 2014	13
Figure 9: Overseas Private Investment Corporation (OPIC) Application Review Pipeline and Project Selection Steps, Fiscal Years 2000 through 2012	15
Figure 10: Overseas Private Investment Corporation (OPIC) Policy Clearances, Guiding Policies, and Responsible OPIC Groups	22

Abbreviations

CEO	chief executive officer
IFC	International Finance Corporation
OIP	Office of Investment Policy
OPIC	Overseas Private Investment Corporation
SMQ	self-monitoring questionnaire
State	Department of State
Treasury	Department of the Treasury

USAID
USTR

U.S. Agency for International Development
Office of the U.S. Trade Representative

This is a work of the U.S. government and is not subject to copyright protection in the United States. The published product may be reproduced and distributed in its entirety without further permission from GAO. However, because this work may contain copyrighted images or other material, permission from the copyright holder may be necessary if you wish to reproduce this material separately.



December 11, 2015

The Honorable Edward R. Royce
Chairman
The Honorable Eliot L. Engel
Ranking Member
Committee on Foreign Affairs
House of Representatives

The Honorable Jeff Duncan
Chairman
Subcommittee on the Western Hemisphere
Committee on Foreign Affairs
House of Representatives

The Overseas Private Investment Corporation (OPIC) is the U.S. government's development finance institution, created to complement U.S. development assistance objectives by mobilizing private capital to address development challenges around the world. Much of OPIC's financing support has been for projects in countries with challenging business environments, often lacking adequate infrastructure and effective governance. For example, 54 percent of OPIC's commitments,¹ during fiscal years 2008 through 2014, were in countries ranked in the lower half of the World Bank's ease of doing business index.² In 2003, Congress passed legislation reauthorizing OPIC through November 1, 2007.³ Since then, Congress has extended OPIC's authority to issue political risk insurance and loan guarantees and to make direct loans through annual appropriations for varying periods of time, in no more than 1-year increments.

¹Commitment occurs when OPIC creates the budgetary or financial obligation for a project.

²The World Bank's ease of doing business index ranks countries according to a variety of factors that affect the business climate. For this analysis, we divided the 189 countries in the index into quartiles according to their 2014 ranking. Quartile 1, Quartile 2, and Quartile 3 each include 47 countries, and Quartile 4 includes 48 countries.

³Congress established OPIC in 1969 through the Foreign Assistance Act of 1961. Pub. L. No. 87-195, Pt. I, § 231, as added by Pub. L. No. 91-175, Pt. I, § 105 et seq., Dec. 30, 1969.

You asked us to provide information on OPIC's project selection and monitoring practices. This report examines (1) the amounts and types of OPIC's global financing support from fiscal year 2008 through fiscal year 2014, (2) how OPIC selects projects, and (3) how OPIC monitors projects.

To address these objectives, we reviewed OPIC documents and project files and interviewed OPIC staff as well as officials from other U.S. agencies that participate with OPIC in approving projects as members of OPIC's Board of Directors, including the Departments of State (State) and the Treasury (Treasury); the Office of the U.S. Trade Representative (USTR); and the U.S. Agency for International Development (USAID). We also met with officials from the World Bank, including the International Finance Corporation (IFC). We analyzed OPIC-provided data for new commitments it made in fiscal years 2008 through 2014 to characterize OPIC's recent financing support. To assess the reliability of the OPIC-provided data and to better understand the classifications and sources used in its compilation, we interviewed OPIC officials concerning the collection, maintenance, and accuracy of these data. We also performed electronic data testing. We determined that the data were reliable for our purpose, which was to analyze OPIC's new commitments for background and context. We reviewed documents for a nongeneralizable sample of 21 projects in four countries where OPIC has supported investments since 2008—Honduras, Kenya, Pakistan, and Peru. We selected these countries based on factors including OPIC's commitment amounts, diversity of project sectors, geographical coverage, and ease of doing business index ratings. From these countries, we selected a nongeneralizable sample of OPIC projects based on (1) size relative to the total OPIC commitments in the country; (2) sector; (3) type of financing instrument; (4) age of the commitment; and (5) whether any disbursements had been made. To guide our review and analysis of OPIC's project selection and monitoring processes, we created two data collection instruments. In addition, we conducted fieldwork in Honduras and Pakistan, where we visited project sites and interviewed U.S. embassy officials, host-government officials, recipients of OPIC loans and loan guarantees, and officials from other development finance institutions. We did not review the sufficiency of OPIC's credit and legal due diligence processes or OPIC's processes for monitoring projects' financial performance. For additional information concerning our scope and methodology, see appendix I.

We conducted this performance audit from December 2014 to December 2015 in accordance with generally accepted government auditing

standards. Those standards require that we plan and perform the audit to obtain sufficient, appropriate evidence to provide a reasonable basis for our findings and conclusions based on our audit objectives. We believe that the evidence obtained provides a reasonable basis for our findings and conclusions based on our audit objectives.

Background

OPIC's Financing Seeks to Promote Development and Other Policy Goals by Supporting U.S. Investment Abroad

OPIC, a U.S. government agency under the policy guidance of the Secretary of State, provides financing support to promote development and other policy goals by supporting U.S. direct investment in over 150 countries, with a mandate to give priority to low-income and emerging economies. OPIC's direct loans, loan guaranties, political risk insurance, and private equity investment funds promote U.S. private investment by mitigating risks for U.S. firms making qualified investments overseas, often in difficult business environments. Since it began operating in 1971, OPIC has supported more than \$200 billion of U.S. private investment. Examples of OPIC-supported projects include solar and wind power, financing for affordable housing, investments in affordable healthcare, microfinance, agriculture, and manufacturing (see fig. 1).

Figure 1: Examples of Overseas Private Investment Corporation (OPIC) Projects



An OPIC direct loan helped fund this low-income housing project in the Sula Valley of Honduras.



This food processing equipment at a plant in Honduras was financed through OPIC-guaranteed loans.



An OPIC direct loan helped fund an expansion to this medical health care facility in Pakistan.

Source: GAO (photos). | GAO-16-64

OPIC is self-sustaining, and is required by law to hold its revenues and income in order to pay OPIC expenses, cover transfers and additions to the insurance and guaranty reserves, and pay dividends. For example, it uses revenues from fees charged to clients, interest, and insurance

premiums and interest earned on the U.S. Treasury securities it holds to cover its operating cost and any program losses.⁴ OPIC's maximum spending levels for administrative and program expenses are set annually by Congress. In each of fiscal years 2014 and 2015, Congress authorized approximately \$63 million for OPIC's administrative expenses. OPIC is authorized by law to incur up to \$29 billion in maximum contingent liability—the amount OPIC would incur if claims were made on all insurance contracts and borrowers defaulted on all loans.⁵

As of September 30, 2015, OPIC's outstanding financial commitments—the value of its portfolio—were approximately \$19.9 billion, which is slightly more than two-thirds of its legislated limit of \$29 billion.⁶ The value of OPIC's portfolio has ranged from about \$11.2 billion to about \$18 billion in fiscal years 2000 through 2014. OPIC officials stated that the agency's portfolio size is constrained by its administrative budget, as OPIC's ability to originate, develop, process, monitor, and execute transactions is directly related to its resources, primarily the number of staff its budget supports. In fiscal year 2015, OPIC employed approximately 230 full-time staff.

OPIC's Organizational Structure and Operations

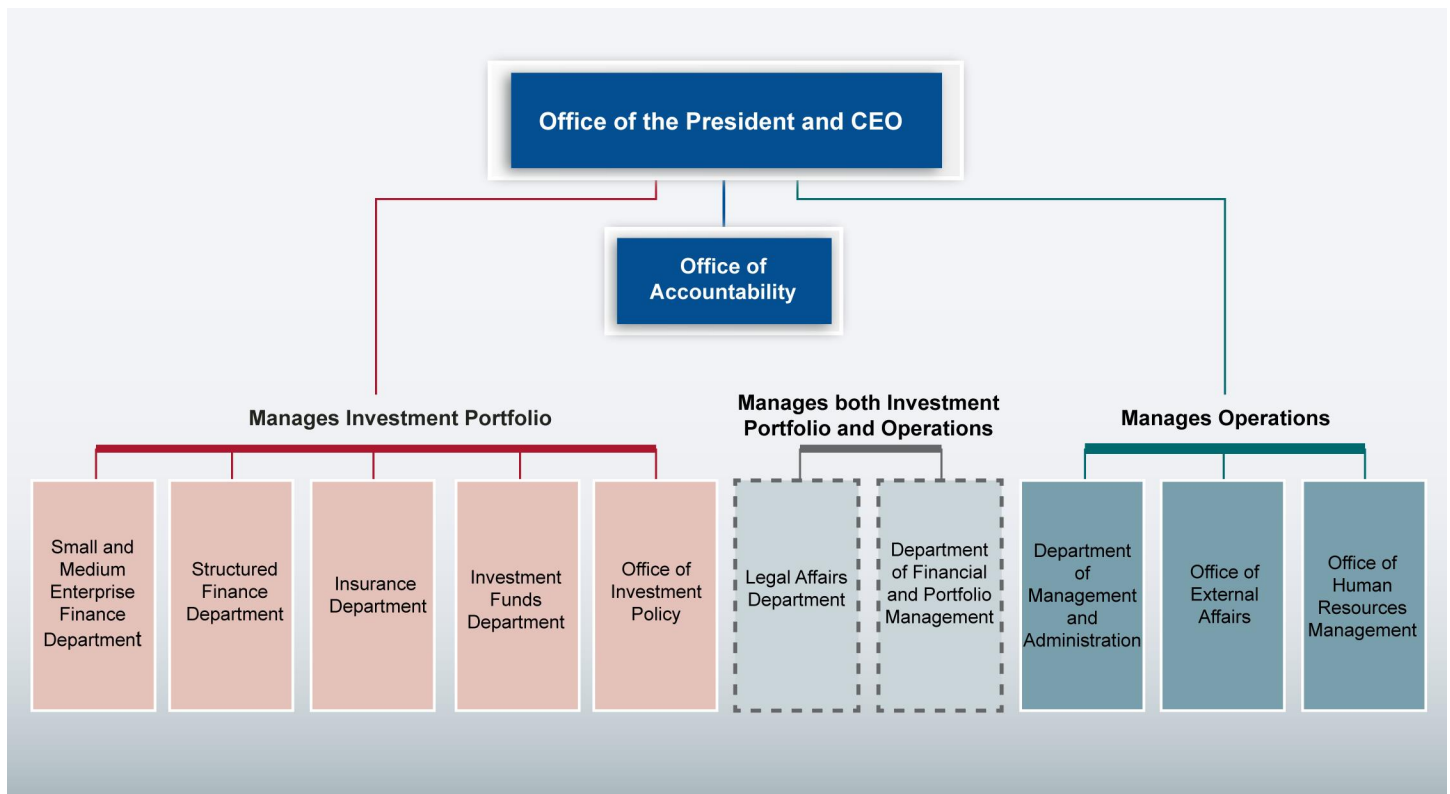
OPIC's investment portfolio is managed by seven staff offices and departments, and the organization is overseen by an individual who serves as both President and Chief Executive Officer (CEO). Five offices and departments are responsible for managing OPIC's overall operations (see fig. 2).

⁴Under the Federal Credit Reform Act of 1990, agencies, including OPIC, are required to estimate and request appropriations for the long-term costs, or subsidy costs, of their credit activities (Pub. L. No. 101-508, Title XIII, § 13201 (Nov. 5, 1990), codified at 2 U.S.C. §§ 661-661f). According to OPIC, the subsidy cost estimates take into account, among other things, interest and fees it charges its customers for loans, loan guarantees, and insurance, as well as estimated default costs.

⁵According to OPIC, because the U.S. government is liable for the risks, Congress limits OPIC's total liability annually.

⁶22 U.S.C. § 2195(a).

Figure 2: Overseas Private Investment Corporation (OPIC) Organizational Structure Chart



Source: OPIC. | GAO-16-64

OPIC’s Office of Investment Policy (OIP) is responsible for ensuring that all projects selected for funding comply with statutory requirements and general OPIC policy requirements, as well as for monitoring projects once they become active. According to OPIC officials, OIP works closely with OPIC’s business lines to conduct a full policy review of all projects. In addition, the Department of Financial and Portfolio Management is responsible for the financial leadership and oversight of OPIC through financial management, controls, and risk and portfolio management.

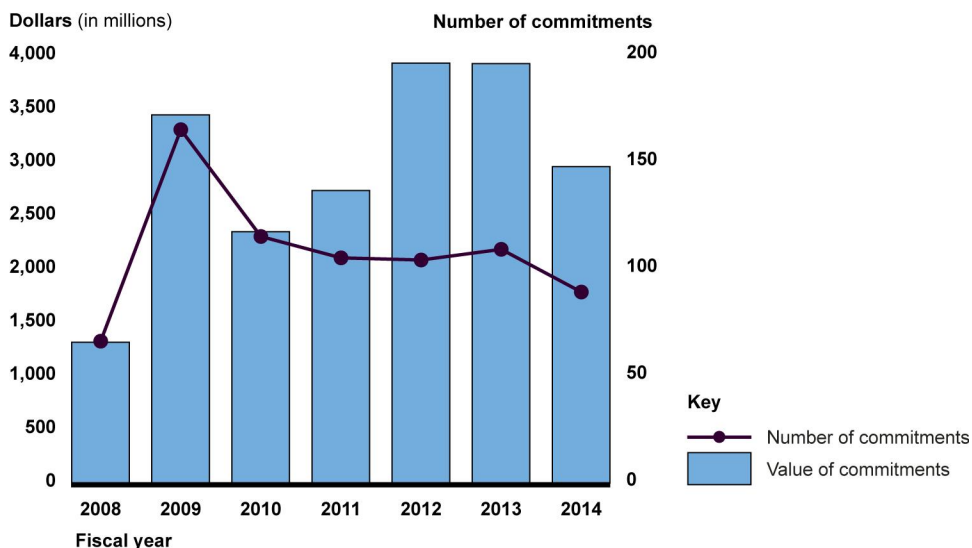
In response to congressional committee reports encouraging OPIC to adopt an accountability mechanism, OPIC created the Office of Accountability in 2005. The office addresses concerns, complaints, or conflicts about OPIC activities. Project-affected communities, project sponsors, and project workers may approach the Office of Accountability to request that such concerns be reviewed and addressed. The office also provides mediation services. The director of the Office of Accountability is a senior level appointee approved by the OPIC President

and CEO, and reports directly to the President and CEO.⁷ According to OPIC officials, the director serves one 3-year term, may be reappointed for no more than one additional 3-year term, and may only be removed from office by a resolution of the Board of Directors.

OPIC Committed Over \$20 Billion to Projects Worldwide for Fiscal Years 2008 through 2014

For fiscal years 2008 through 2014, OPIC committed approximately \$20 billion in financing support to 718 projects worldwide (see fig. 3).⁸ As the figure illustrates, the average size of OPIC's commitments was higher from 2011 through 2014 compared with previous years, with the number of commitments declining while total commitment values were generally higher. This reflects, in part, OPIC's financing support for several large power generation and financial services projects during that period.

Figure 3: Overseas Private Investment Corporation's (OPIC) New Commitments Worldwide by Value and Number, Fiscal Years 2008 through 2014



Source: GAO analysis of OPIC data. | GAO-16-64

⁷The position of Director of the Office of Accountability has been vacant since October 2014.

⁸According to OPIC, commitments do not correspond directly to the number of projects. When OPIC provides two different products for the same project, such as a direct loan and political risk insurance, it reports two distinct financial commitments but only counts the project once.

Note: OPIC was not authorized to make new commitments for approximately half of fiscal year 2008, which may explain, in part, the significant difference between the total value of commitments in 2008 and 2009.

Financial Instruments

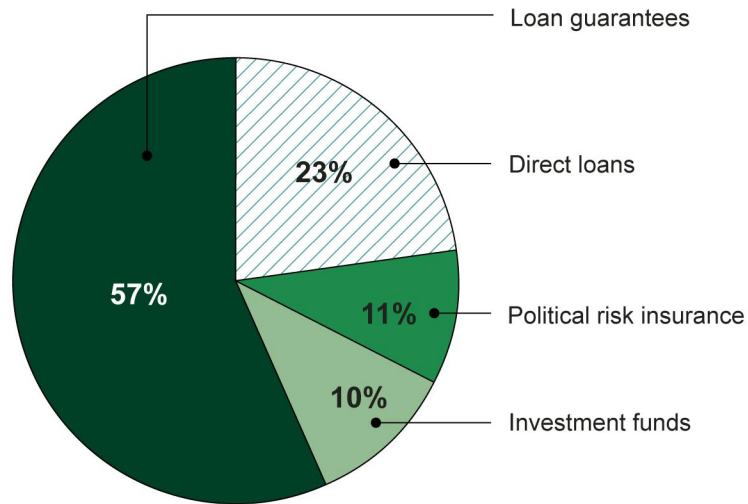
OPIC uses four financial instruments to support projects: loan guarantees, direct loans, investment funds, and political risk insurance.

- *Loan guarantees:* OPIC provides loan guarantees to third-party lenders. Loan guarantees provide a guarantee for loans underwritten by participating financial institutions according to agreed credit criteria and are typically provided in amounts up to \$250 million.⁹
- *Direct loans:* OPIC provides direct loans to U.S. small businesses. The loans range from \$600,000 to \$50 million.
- *Investment funds:* OPIC facilitates equity investment in developing and emerging markets by providing debt financing to privately managed equity investment funds. These funds make direct equity and equity-related investments in portfolio companies, enabling U.S. firms to expand operations in overseas markets where they otherwise could not due to insufficient availability of resources.
- *Political risk insurance:* OPIC provides political risk insurance to cover certain political risks involved in investing in developing countries. According to OPIC officials, the share of insurance in OPIC's active portfolio has declined over the past 20 years due, in part, to the increasing number of private and public providers of political risk insurance.

In terms of value, the largest share of OPIC's new commitments worldwide in fiscal years 2008 through 2014 were loan guarantees, representing 57 percent of the approximately \$20 billion total value of commitments made during the period (see fig. 4).

⁹According to OPIC data, 6 out of 718 of OPIC's new commitments in fiscal years 2008 through 2014 were for amounts larger than \$250 million, and 5 of these were loan guarantees.

Figure 4: Composition of Overseas Private Investment Corporation's (OPIC) New Commitments Worldwide by Financial Instrument Type, Fiscal Years 2008-2014



Source: GAO analysis of OPIC data. | GAO-16-64

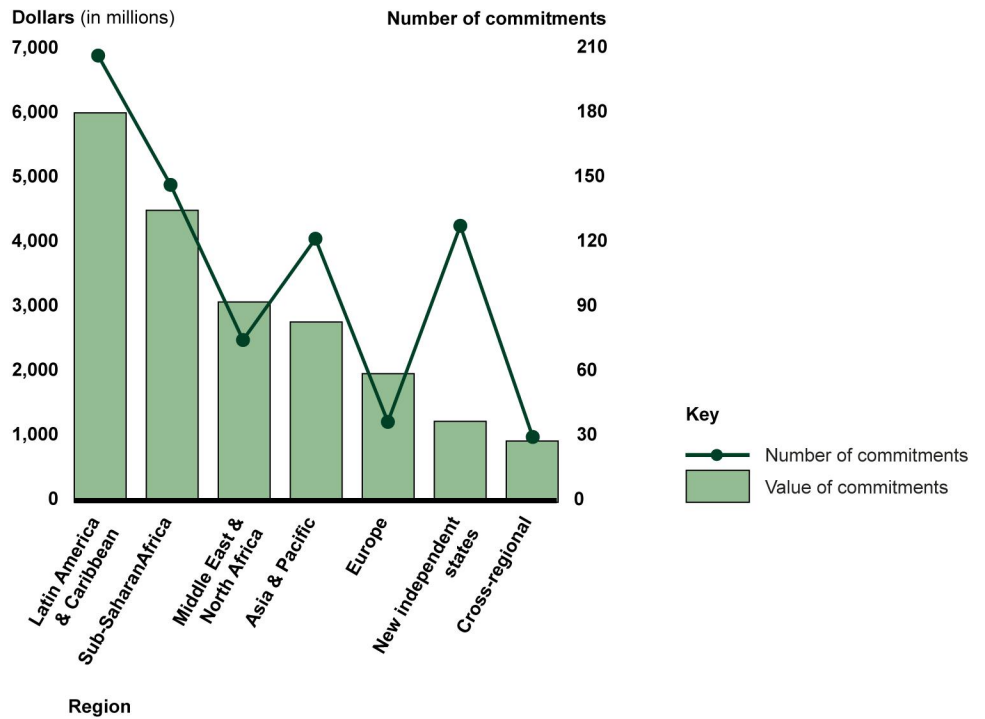
Regions

During fiscal years 2008 through 2014, OPIC committed to projects in seven regional categories: Sub-Saharan Africa, Asia and the Pacific, Europe, Latin America and the Caribbean, the Middle East and Northern Africa, and New Independent States,¹⁰ as well as investments designated for projects encompassing multiple countries and regions (cross-regional).¹¹ Figure 5 shows commitment values and numbers by region. In fiscal years 2008 through 2014, OPIC committed the majority of its new financing support to projects in two regions: Latin America and the Caribbean and Sub-Saharan Africa. For example, OPIC is participating in the Power Africa initiative, which aims to support energy projects in Sub-Saharan Africa. In 2013, OPIC pledged to provide \$1.5 billion for energy projects in Africa by 2018 and as of September 25, 2015, OPIC had already committed approximately \$1.3 billion for Power Africa projects.

¹⁰The New independent states category comprises countries in the former Soviet Union.

¹¹OPIC committed over \$950 million to cross-regional projects from fiscal year 2008 through 2014.

Figure 5: Composition of Overseas Private Investment Corporation's (OPIC) New Commitments by Region, Fiscal Years 2008-2014



Source: GAO analysis of OPIC data. | GAO-16-64

Country Income Levels

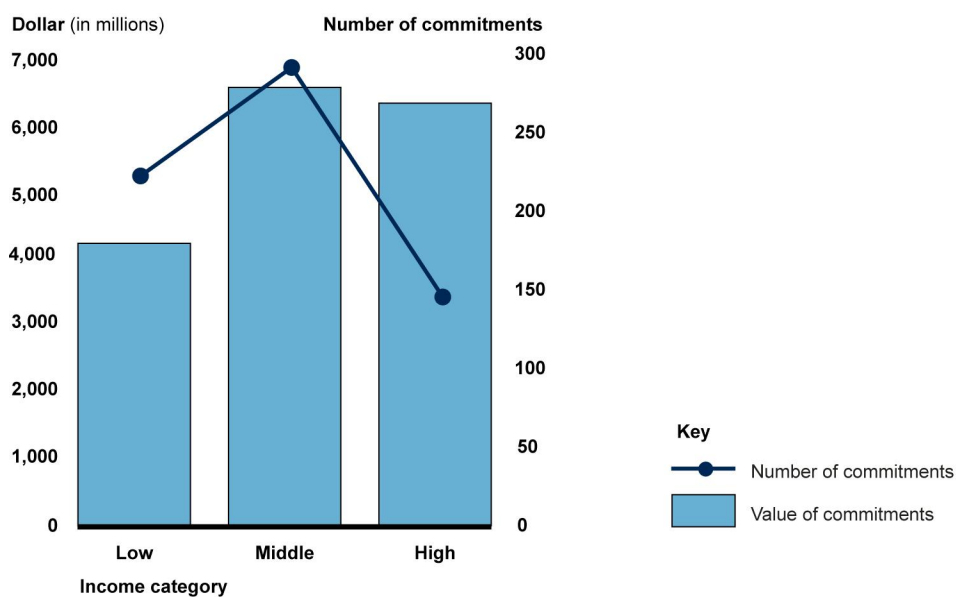
OPIC is required by law to give preferential consideration to investment projects in less developed countries that have per capita incomes of \$984 or less in 1986 U.S. dollars, and restrict its activities in higher income countries with per capita incomes of \$4,269 or more in 1986 U.S. dollars.¹² Based on these statutory definitions, OPIC categorizes countries' per capita incomes as low, middle, and high. The per capita income categories equate to the following in 2014 dollars: per capita incomes not greater than \$1,836 for low income countries; between \$1,836 and \$7,964 for middle income countries; and greater than \$7,964 for high income countries.¹³ In fiscal years 2008 through 2014, OPIC's new commitments for

¹²22 U.S.C. § 2191(2).

¹³Following OPIC's methodology, we used the U.S. gross national product implicit price deflator to calculate low, middle, and high per capita income thresholds for each fiscal year from 2008 through 2014.

projects in low per capita income countries represented 34 percent of the total number of new commitments and 25 percent of the total value. According to OPIC officials, based on legislative history, OPIC interprets the statutory requirement as allowing it to support projects in higher income countries that are highly developmental, focus on underserved areas or populations, or support U.S. small businesses.¹⁴ See figure 6 for the composition of OPIC’s fiscal years 2008 through 2014 commitments according to country per capita income level.¹⁵

Figure 6: Composition of Overseas Private Investment Corporation’s (OPIC) New Commitments by Country Per Capita Income Category, Fiscal Years 2008 through 2014



Source: GAO analysis of OPIC data. | GAO-16-64

Notes: For this analysis, we calculated the thresholds for the three per capita income categories for each fiscal year from 2008 through 2014 and categorized each commitment as low, middle, or high

¹⁴A 1978 House Conference Report noted that “It is understood, however, that there will be certain categories of exceptions which may be approved by the OPIC Board of Directors or certain individual exceptions, such as projects with a unique developmental impact, determined on a case-by-case basis by the OPIC Board. Among OPIC’s present categories of exceptions are small business and cooperative projects and mineral and energy projects.” See H.R. Conf. Rep. 95-1043, 95th Cong., Apr. 5, 1978.

¹⁵We categorized OPIC’s commitments in fiscal years 2008 through 2014 by country and value using the World Bank gross national income per capita for the relevant countries.

based on the World Bank's gross national income per capita for the project's host country in the year OPIC made the commitment. In 2014 dollars, the dollar thresholds for these categories were as follows: not greater than \$1,836 for low income countries, between \$1,836 and \$7,964 for middle income countries, and greater than \$7,964 for high income countries.

This analysis only includes OPIC projects located in a specific country. Seventy-four region-wide or cross-regional projects are excluded, which represents approximately \$3.52 billion of the more than \$20 billion committed during this period.

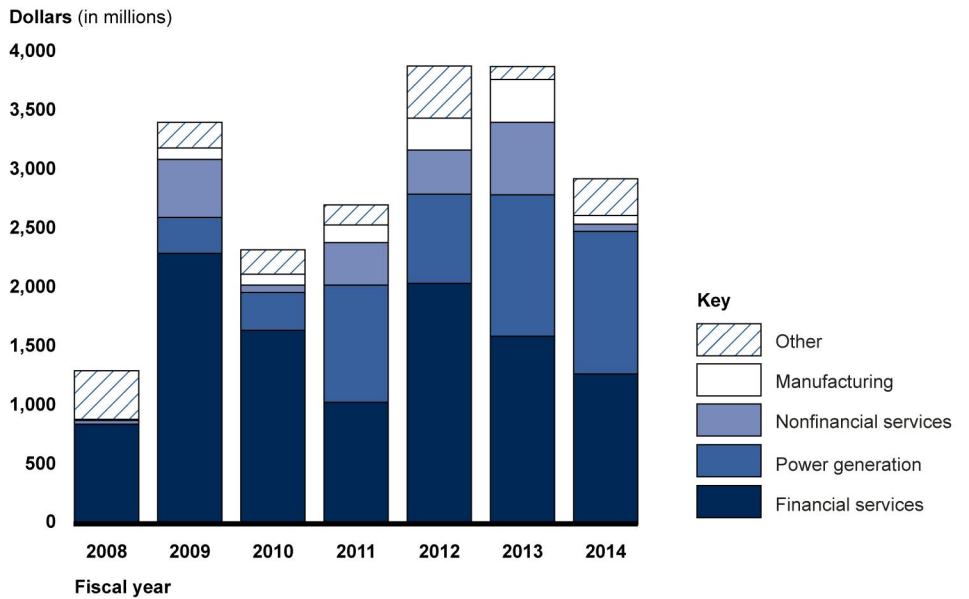
Sectors

In fiscal years 2008 through 2014, OPIC committed the majority of its total new financing support to projects in the financial services sector—over half by value—and power generation sector¹⁶—almost one quarter by value (see fig.7). However, the majority of financing support OPIC provides to the financial services sector, primarily banks, is then lent to others for specified purposes, such as the lending to microfinance institutions or companies in other sectors. Nonfinancial services¹⁷ and manufacturing are other key sectors OPIC supported, followed by agriculture, communications, construction, oil and gas, mining, tourism and hotels, and transportation. OPIC increased its commitments in power generation projects from about \$1.4 million in fiscal year 2008 to approximately \$1.2 billion in fiscal year 2014. Approximately 82 percent of OPIC's power generation commitments in fiscal years 2008 through 2014 were for renewable energy projects, reflecting OPIC's strategic focus on promoting renewable energy options in the developing world.

¹⁶Power generation projects include electricity generation (including renewable energy projects), electricity distribution services, energy efficiency projects, electric services, and rural electrification projects, among other categories.

¹⁷Nonfinancial services projects include those that provide medical, humanitarian, education, and consulting services, among other services.

Figure 7: Sector Trends in Overseas Private Investment Corporation’s (OPIC) New Commitments Worldwide by Dollar Value, Fiscal Years 2008 through 2014



Source: GAO analysis of OPIC data. | GAO-16-64

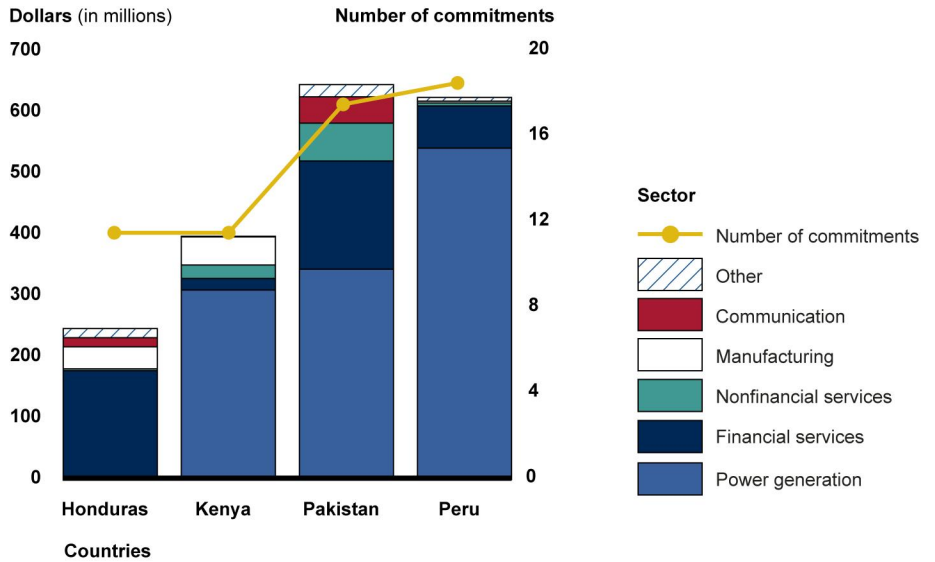
Notes: The “Other” category includes the following sectors: agriculture, communications, construction, mining, oil and gas, tourism and hotels, and transportation. As measured by dollar value, approximately 82 percent of OPIC’s power generation commitments in fiscal years 2008 through 2014 were for renewable energy projects.

OPIC’s Commitments in Selected Countries Differed in Size and Industry Focus

OPIC commitments during fiscal years 2008 through 2014 varied for the four focus countries in our review—Honduras, Kenya, Pakistan, and Peru (see app. II for a list of all OPIC commitments made in the four countries during that period and app. III for brief descriptions of each of the 21 projects we selected for this review).¹⁸ Of the four countries, Pakistan and Peru received the largest amount of new OPIC commitments with \$646 million for 17 projects in Pakistan, and \$625 million for 18 projects in Peru. New commitments in Honduras totaled \$246 million for 11 projects, and in Kenya totaled \$399 million for 11 projects. Kenya, Pakistan, and Peru each had OPIC investments in large-scale energy projects (see fig. 8).

¹⁸See app. I for more information about our country selection methodology.

Figure 8: Overseas Private Investment Corporation's (OPIC) New Commitments by Sector in Selected Countries, Fiscal Years 2008 through 2014



Source: GAO analysis of OPIC data. | GAO-16-64

Note: The "Other" category includes agriculture, construction, mining, oil and gas, tourism and hotels, and transportation.

OPIC Policies Guide Project Selection, and OPIC Recently Adopted Additional Guidance to Enhance the Policy Clearance Process

OPIC's Policies Guide the Project Selection Process

OPIC has established policies that guide its project selection process, which includes a review of projects' eligibility against OPIC policy and statutory requirements and due diligence reviews, among other evaluations. The process OPIC follows when reviewing potential projects

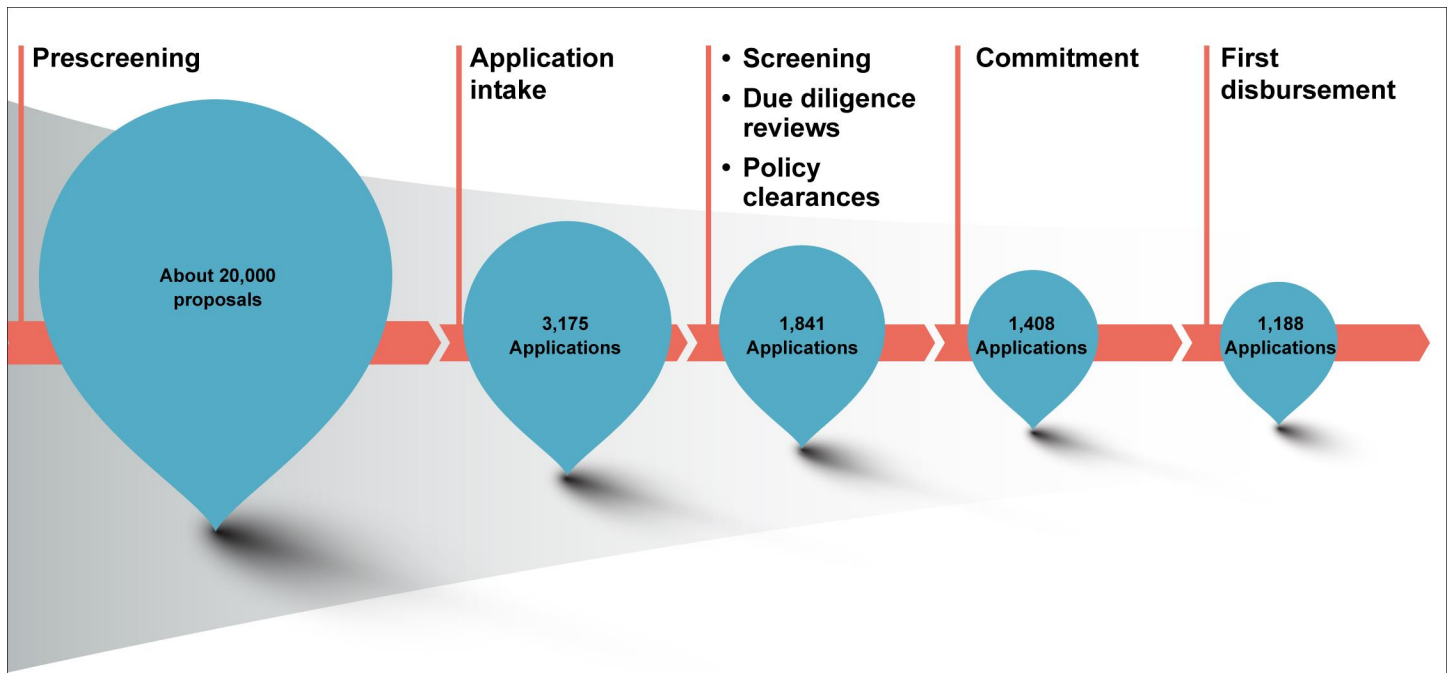
is generally the same, with some modifications for projects that are supported through framework agreements between OPIC and large financial institutions.¹⁹ This process has seven steps:

- Prescreening—informal review of proposals or discussions with potential applicants.
- Application intake—formal acceptance of application materials.
- Screening—initial review of a project against eligibility, financial, and legal requirements.
- Credit and legal due diligence reviews—formal evaluation of the risks to which a project may expose OPIC.
- Policy clearances—review of a project’s impact on the U.S. economy, development in the host country, environmental and social issues, worker rights, and human rights.
- Final commitment review and approval—final approvals based on the project’s level of financial risk.
- First disbursement—release of committed funds once an agreement is finalized.

A small percentage of project proposals and applications ultimately obtain financing support. According to OPIC, during fiscal years 2000 through 2012, officials prescreened about 20,000 project proposals and formally accepted 3,175 applications. About 37 percent of the 3,175 applications completed the full review process and reached disbursement (see fig. 9), which is about 6 percent of the approximately 20,000 project proposals reviewed.

¹⁹OPIC has agreements, called framework agreements, with large financial institutions for which OPIC agrees to guarantee a certain percentage, typically 75 percent, of the value of each loan approved under the agreement. The framework partner is responsible for conducting all credit underwriting and due diligence responsibilities of the potential loans made by the framework partner under the agreement.

Figure 9: Overseas Private Investment Corporation (OPIC) Application Review Pipeline and Project Selection Steps, Fiscal Years 2000 through 2012



Source: OPIC. | GAO-16-64

OPIC May Informally Prescreen Potential Applicants It Identifies Prior to Accepting an Application

Prior to formally accepting an application, OPIC staff may prescreen projects that they identify through several means. According to OPIC officials, OPIC relies on clients and partners, interagency contacts, and business development efforts to identify potential opportunities. For example, OPIC identifies opportunities through repeat clients, referrals, and large partner banks. OPIC also collaborates with several U.S. agencies to identify projects. For example, it is coordinating with State and the Trade Development Agency on the U.S.-Africa Clean Energy Finance Initiative, a 4-year, \$15 million program to stimulate private sector investment in the African clean energy sector. In addition, embassy officials in Honduras and Pakistan said they try to identify potential projects for OPIC that support the embassy’s strategic goals. Further, OPIC officials organize or participate in activities—such as workshops, conferences, and trade shows—to educate potential clients about OPIC. For example, OPIC organizes workshops, called Expanding Horizons, in several major cities each year.

OPIC Screens Projects for Eligibility and Other Requirements

OPIC staff prescreen projects through informal discussions with potential applicants by phone, email, and at events. This includes informally reviewing projects against OPIC’s eligibility, financial, and policy requirements (discussed below). Applicants that successfully meet these requirements may formally submit their application and other required documents.

OPIC policy requires officials to screen accepted applications to identify flaws that may prevent an applicant’s ultimate selection. This screening includes, among other things, the review of projects against OPIC policy and statutory requirements concerning eligibility restrictions and an initial review of the project’s additionality—whether OPIC’s support of a project “adds value” because it is a project that a private lender would not otherwise support given country risk or other factors.²⁰

Connection to the United States

OPIC policy requires that there be a meaningful connection between an OPIC-supported project and the U.S. private sector. OPIC’s guidance concerning the U.S. connection requirement outlines which entities are considered to be U.S. private sector entities and what constitutes sufficient U.S. involvement. The U.S. connection requirement can be met by the applicant, the project company, or some other supporting entity, such as a services provider. Projects must meet both aspects of the U.S. connections policy requirement to obtain OPIC financing support, unless the President and CEO of OPIC approves a waiver or exception.

OPIC’s policies allow for substantial flexibility in implementing the U.S. connection requirement. For example, the U.S. connections requirement specifies that various entities can qualify as U.S. private sector entities, including a U.S. citizen or a nonprofit organized in the United States that may or may not have a U.S. board member.²¹ Similarly, the requirement can be met through a U.S. entity’s direct equity investment of at least 25 percent in the project or through subcontracting with a U.S. company for services, such as maintenance services, that equate to at least 25 percent of the

²⁰OPIC also conducts initial background checks, credit checks, or both during the screening step. We did not review OPIC’s processes for conducting these checks.

²¹OPIC was unable to provide us with the number of commitments it has made to nonprofits organized in the U.S. with foreign governing boards.

project equity. Table 1 outlines OPIC’s current criteria with respect to determining U.S. connections.

Table 1: U.S. Connection Requirements and Criteria for Overseas Private Investment Corporation (OPIC) Financing Support

Eligibility requirement	Criteria for meeting the requirement
U.S. entity	<ul style="list-style-type: none"> • OPIC considers the following to be U.S. private sector entities: <ul style="list-style-type: none"> an individual who is a U.S. citizen or lawful permanent resident of the U.S.; ○ a U.S. organized for-profit entity that is 25 percent or more U.S. owned; ○ a foreign organized for-profit entity that is majority (i.e., more than 50 percent) U.S. owned; ○ a U.S. organized nonprofit entity, regardless of the nationalities of its governing body members; or ○ a foreign organized nonprofit entity that is majority U.S. governed.
Type and extent of U.S. involvement	<ul style="list-style-type: none"> • OPIC may support a project when there is U.S. involvement in the project with a value that is equivalent to at least 25 percent of the project company’s equity, which may be satisfied through one or more of the following: <ul style="list-style-type: none"> ○ equity investment; ○ long-term debt and guarantees; ○ grants; or ○ other contracts, including, but not limited to, construction, operating, maintenance or service, offtake purchase and supply contracts, surety bonds, and casualty insurance. • OPIC may support sub-loans through a framework agreement where OPIC guarantees a portion of loans made by the framework agreement partner (a financial intermediary) when the partner takes on a minimum of 25 percent of the risk of loss for the loan.

Source: OPIC. | GAO-16-64

The 21 OPIC-sponsored projects we reviewed met the U.S. connection definition of an eligible U.S. entity in a number of ways.²² Two projects were sponsored by a U.S. citizen; 12 were sponsored by a U.S. for-profit entity; 4 were sponsored by a U.S. nonprofit, 1 of which did not have any U.S. board members; and 3 met more than one of the criteria.

Applicants also met the U.S. involvement requirement in a number of ways. For example, for a school building project in Kenya the applicant provided over 25 percent of the equity for the project. In another case, a wind power project in Pakistan met the requirement by contracting with a

²²See app. I for information concerning our methodology for selecting the 21 projects for review. For this review of project documentation, we verified that OPIC made specific decisions or judgments per OPIC policies and congressionally mandated requirements, approved various decisions, and documented the process. We did not review each decision or judgment against OPIC policies to verify its accuracy.

large U.S. company to purchase wind turbine generators and operation and maintenance services worth more than 25 percent of the equity in the project. One OPIC client told us that he thought the U.S. sponsor needed to fund 25 percent of the project equity to obtain OPIC support. He later learned that similar projects in that country successfully met this requirement by contracting with or purchasing equipment from large U.S. companies, which he said was an easier way for project companies to meet OPIC's U.S. connection requirement. According to OPIC officials, OPIC may determine that a project company should meet specific criteria for the eligibility requirements due to credit-related factors.

Small Business Requirement for Direct Loans

OPIC's governing statute restricts the types of projects eligible for direct loans, and all the direct loan projects we reviewed met OPIC's small business requirement. OPIC can only provide direct loans to projects sponsored by or significantly involving U.S. small businesses or cooperatives.²³ OPIC defines small businesses as any business with annual revenues of less than \$400 million in the last fiscal year, 500 or fewer employees, or any newly formed entity or individual owner that has a net worth of less than \$100 million.²⁴ Eight of the 21 projects we reviewed received a direct loan from OPIC, and all of these projects met OPIC's small business requirement.

Additionality

Screening also includes an initial review of the project's additionality.²⁵ Additionality in the OPIC context refers to whether or not OPIC's support

²³The statute also does not allow OPIC to provide direct loans for a project involving the extraction of oil or gas. In addition, OPIC must limit direct loans for projects involving mining or extraction of non-fuel ores or minerals to \$4 million per year. 22 U.S.C. § 2194(c).

²⁴With regard to OPIC, Congress defined a small business as a company which is below the Fortune 1000 (H.R. Conf. Rep. 95-1043, Apr. 5, 1978). According to OPIC officials, they use figures significantly below the Fortune 1000 threshold to define small businesses.

²⁵According to OPIC officials, prior to 2012, OPIC determined project additionality on the basis of country-wide assessments of risk that would affect private sector investment, as well as project-specific factors. In consultation with its congressional authorizing committee in 2012, OPIC changed its approach to assessing additionality. According to OPIC policy, OPIC now asks all applicants to certify whether they have evaluated the availability of private sector financing. For projects in countries with high country risk ratings, OPIC can still provide financing if applicants answer no to that question.

of a project “adds value” because it is a project that a private lender would not otherwise support given country risk or other factors. We found that OPIC documented how all the projects in our sample met the additionality requirement. For example, 18 of the 21 projects met the additionality requirement because the host country had high country risk ratings (see table 2).

Table 2: How Selected Overseas Private Investment Corporation (OPIC) Projects Met Additionality Requirements

Number of projects^a	Additionality qualification	Example projects
18	Country risk	A project in Honduras was rated as high risk through the Interagency Country Risk Assessment System, an interagency process through which the credit risk associated with U.S. credit assistance to foreign countries is assessed periodically.
6	Length of the loan period	A framework partner was able to provide a longer term loan to a microfinance bank in Pakistan than it could have obtained on the local market because OPIC provided a loan guarantee.
6	Project innovation	A project in Honduras planned to introduce a new production process in the host country.
4	Lack of private sector funding	For a solar power project in Peru, no commercial banks were willing to provide financing without a loan guarantee.
4	Benefits to the area	Three of the projects provided benefits to an underdeveloped sector in the host country.
3	Project size	A geothermal power project in Kenya needed a \$310 million loan guarantee.

Source: GAO analysis of OPIC project documentation. | GAO-16-64

^aProjects may have met the additionality requirement in more than one way.

U.S. embassy officials and OPIC clients we met with in Honduras and Pakistan stressed that high levels of country risk severely inhibited private sector financing. For example, one client noted that it was not willing to assume the risk of financing a project in Honduras without a loan guarantee from OPIC or another development finance institution. In addition, two OPIC clients in Pakistan said that local banks offer shorter term loans and one client noted that other development finance institutions offered financing options at high interest rates that were unreasonable for nonprofit organizations. Lastly, three OPIC clients we interviewed in Honduras and Pakistan said that they could not fund their project without OPIC due to a lack of private sector funding.

Completion of Screening

Based on the completed screening, OPIC either rejects the project, suggests changes to the applicant to improve the likelihood of

OPIC Conducts Credit and Legal Due Diligence Reviews

acceptance, or moves the project forward. For projects deemed ready to advance, an OPIC official concurrently initiates credit and legal due diligence reviews and the policy clearance process.

OPIC conducts credit and legal due diligence reviews to identify and evaluate risks to which OPIC may be exposed. According to OPIC policy, the credit due diligence review includes, in part, evaluation of the financial condition of key project participants; markets and marketing strategy; project management quality and structure; financial projections; project country political and economic analysis; and credit checks for key project participants.²⁶ OPIC policy states that the legal due diligence review consists of legal and regulatory evaluations concerning, for example, the complexity of the legal framework in the host country and the jurisdiction of the governing law for various project agreements. OPIC is also to conduct character risk due diligence on the project company, the borrower, and other relevant entities in accordance with OPIC policy, to uncover any derogatory information about an OPIC project, its sponsors, investors, or key personnel to minimize risks to OPIC's portfolio and reputation.²⁷ Satisfactory completion of the character risk due diligence is a non-waivable condition of any binding OPIC commitment. When issues of concern are identified, OPIC staff are required to provide a detailed analysis of such issues and related recommendations to upper management and, potentially, the President and CEO of OPIC.

Based on our review of project file documentation, we found that OPIC conducted credit and character risk due diligence reviews when

²⁶Staff are to review business plans, financial statements, draft contracts, and other documents in accordance with OPIC policy. OPIC staff are also to obtain independent information on the country, market, and other project aspects. Staff are also to request information from the U.S. Embassy in the project country relating to potential ties to terrorism, money laundering, corruption, or other violations of local law.

²⁷According to OPIC policy, character risk due diligence includes the investigation of an applicant's possible involvement in terrorism, corrupt practices, money laundering, and other criminal activities. Officials are also required to review the project company's Anti-Money Laundering and Know Your Customer policies, internal controls, and past actions with regard to social responsibility, corporate image, and environmental accountability.

OPIC Requires the Completion of Four Policy Clearances for Each Project

required.²⁸ For example, for one project we reviewed, OPIC identified a potential character risk due diligence issue concerning one of the project's contractors. OPIC staff conducted additional due diligence reviews related to these issues, appropriately documented the concerns and resolution, and alerted management to the potential issue.²⁹

OPIC policy requires officials to document the completion of four distinct policy clearances for each project: (1) U.S. economic effect and host-country developmental impact, (2) environmental and social impacts, (3) worker rights, and (4) human rights. OIP officials are to conduct these reviews, based on applications, responses to questionnaires, other client-provided documentation, and other information. We found that OIP completed the four policy clearances for all 21 projects in our sample. In addition, according to OIP officials, they participate in screening discussions and attend other credit-related project meetings to learn more about the financial structure of the potential project and to share any potential policy-related risks with other OPIC officials. The specific review processes are outlined in OPIC policies, which have evolved over time.³⁰ Figure 10 outlines the policy clearance structure.

²⁸We did not independently review OPIC's credit and character risk due diligence reviews. However, clients we interviewed cited instances of OPIC's reviews identifying concerns that resulted in significant project modifications. For example, OPIC identified a project contractor with a copyright infringement issue that led the client to terminate that contract, and it also determined that one of the client's contracts was inappropriately priced, enabling the client to reduce the cost of the contract by \$5 million.

²⁹The character risk due diligence issue concerned a foreign supplier for a renewable energy project in Pakistan. OPIC decided to proceed with the project because the foreign supplier did not appear on any U.S. sanctions lists and a U.S. company working with the foreign supplier performed its own due diligence and stated that it was not violating any U.S. sanctions laws by contracting with the supplier. OPIC also developed a work plan for areas of continued due diligence, including the review of the project investor's anti-money laundering policies and practices.

³⁰OPIC officials use the policies in effect on the date of the client's application when conducting policy clearances.

Figure 10: Overseas Private Investment Corporation (OPIC) Policy Clearances, Guiding Policies, and Responsible OPIC Groups

Policy clearances	Economic impacts		Environmental and social impacts	Worker rights	Human rights
	U.S. economic effect	Host country development impact			
Guiding OPIC policies	<ul style="list-style-type: none"> Procedural Guidelines for U.S. Economic Impact Analysis Procedures for Conducting Performance Requirement Analysis 	<ul style="list-style-type: none"> Expanded Development Impact Profile Guidelines Financial Services Development Impact Profile Guidelines 	<ul style="list-style-type: none"> Environmental and Social Policy Statement Office of Investment Policy Procedures Manual 		
OPIC group responsible for clearance	Office of Investment Policy – Economic Impact Analysis Group		Office of Investment Policy – Environmental and Social Group	Office of Investment Policy – Labor and Human Rights Group	

Source: GAO analysis of OPIC documents. | GAO-16-64

U.S. Economic and Host Country Development Clearance

This clearance has two distinct reviews—the project’s expected impact on the U.S. economy and on development in the host country.

- U.S. economic impact.** Congress directed OPIC to seek to support projects that have positive trade benefits for the United States and to decline projects expected to cause any significant reduction in U.S. employment if the reduction is occurring because the investment involves substantially the same product for the same market.³¹ OPIC has guidelines for conducting U.S. economic impact analysis, and relies largely on applicant-provided project information. In some cases, OPIC policy requires the development of an industry analysis to assess the health of the U.S. industry to determine whether the project’s output could potentially harm U.S. jobs.
- Host-country development impacts.** OPIC is required by law to prepare and maintain statistics on each project’s impact on development in the host country, and to report its assessment of the

³¹22 U.S.C. § 2191(i), § 2191(k)(1).

development impact to Congress each year.³² According to OPIC officials, OPIC conducted qualitative assessments of each project's expected development impact prior to 2000. OPIC also collected and reported on quantitative information such as host-country job creation and tax payments. OPIC officials stated that they sought to make the estimated development impact more quantifiable with the creation of its Development Impact Matrix, which uses both qualitative and quantitative measures to establish a development impact score that enables comparison across projects. The matrix includes specific indicators for physical investments and financial services projects. This matrix has been updated twice since 2007, and according to officials the updates have been based on site visits, feedback from USAID, and best practices, and OPIC is currently in the process of updating it for a third time (see app. IV for an example of OPIC's development impact scoring).

OPIC reports each year on the estimated development impact of new projects committed in that year in its Annual Report on Development Impact, in accordance with statutory requirements. For example, in its 2013 report, OPIC estimated that new projects committed in fiscal year 2013 would result in \$8.9 billion in investments in developing and emerging markets and create almost 18,000 jobs in host countries.³³ According to officials, OPIC determines the estimated development impact by evaluating estimates provided by the client and scoring the relevant indicators for a project during the policy clearance process.

However, estimating meaningful information on development impacts is inherently difficult. Officials from OPIC and IFC—the World Bank's development finance institution—stated that demonstration effects and spillover effects of projects can be critical to development but are difficult to identify and measure. For example, IFC officials said that it is difficult to measure the ability of a successful new project to spur similar projects in a country.

³²22 U.S.C. § 2199(h), § 2200a(1).

³³OPIC, *Annual Report on Development Impact: Fiscal Year 2013* (Washington, D.C.: Sept. 2014).

International Finance Corporation (IFC) Performance Standards

The IFC standards address project risks related to the following eight standards:

1. Assessment and management of environmental and social risks and impacts.
2. Labor and working conditions.
3. Resource efficiency and pollution prevention.
4. Community health, safety, and security.
5. Land acquisition and involuntary resettlement.
6. Biodiversity conservation and resource sustainability.
7. Indigenous peoples.
8. Cultural heritage.

Source: IFC. | GAO-16-64

Environmental and Social Impacts, Worker Rights, and Human Rights Clearances

Congress directed OPIC to issue a comprehensive set of environmental, transparency, worker rights, and human rights guidelines that are binding on OPIC, consistently applied to all projects, and at least as rigorous as the environmental and social policies developed by the IFC in 2009.³⁴ According to officials, OPIC's Environmental and Social Policy Statement, effective in 2010, addresses this requirement. OPIC's Environmental and Social Policy Statement describes its standards and assessment and monitoring requirements for environmental and social, worker rights, and human rights impacts.³⁵ The statement also adopts the IFC's Performance Standards on Environmental and Social Sustainability.³⁶ According to OPIC officials, OPIC's OIP Procedures Manual guides officials' implementation of the Environmental and Social Policy Statement.

- **Environmental and social impacts clearance.** OPIC, as required by policy, categorizes projects as A, B, C, or D based on environmental and social risk factors, and this categorization determines the level of review and monitoring a project receives.³⁷ Further, OPIC is to consider direct, indirect, induced, regional, trans-boundary and cumulative environmental and social impacts when categorizing projects during the environmental and social clearance process. According to officials, OIP also reviews and documents human rights issues, such as community health and safety, land ownership, and indigenous peoples, as part of the environmental and social clearance process.

Category A projects represent the highest risk for environmental and social impacts, with the categorization based on the inherent risk of

³⁴22 U.S.C. § 2191b.

³⁵Projects whose applications were signed before October 15, 2010, are subject to the *OPIC Environmental Handbook* published in 2004.

³⁶IFC is a member of the World Bank Group and is the largest global development finance institution. It works with the private sector in developing countries. According to OPIC officials, IFC's Performance Standards are viewed as best practices by development finance institutions. IFC updated the performance standards in 2012.

³⁷Prior to OPIC's enactment of the Environmental and Social Policy Statement in 2010, OPIC categorized projects as A, B, C, D, E, or F projects.

the project before any mitigation measures are taken.³⁸ Category A projects represented 3 percent of OPIC's active projects as of June 30, 2015. OPIC's Environmental and Social Policy Statement provides qualitative definitions for the four environmental and social categories, and it includes a list of sensitive sectors and project factors that may lead to a Category A categorization.

OPIC's Environmental and Social Policy Statement and OPIC's governing statute requires that Category A projects undergo additional review during the selection and monitoring phases, including

- review of an applicant-provided environmental and social impact assessment, including a 60-day public comment period;³⁹
- additional post-selection monitoring, such as third-party audits; and
- at least one monitoring site visit to each project within 3 years of finalizing the agreement, to the extent feasible.

According to officials, OPIC has visited every Category A project as required, except for two projects that officials were unable to visit due to security concerns.

OPIC's Environmental and Social Policy Statement also specifies categorical prohibitions, which are projects that OPIC will not fund.

³⁸Category A projects are those projects with the most potential to have significant, adverse environmental or social impacts that are irreversible, sensitive, diverse, or unprecedented. Examples may include large-scale industrial plants and power transmission projects, pipelines for large-scale transport of oil, and all projects with potentially major impacts on indigenous peoples.

³⁹OPIC's Board of Directors is prohibited by law from voting in favor of any OPIC action that is likely to have significant adverse environmental impacts that are sensitive, diverse, or unprecedented unless an environmental impact assessment or audit has been made available to the U.S. public, locally affected groups in the host country, and host-country nongovernmental organizations for at least 60 days. 22 U.S.C. § 2191a(b).

For example, OPIC will not fund the construction of certain large dams.⁴⁰

- **Worker rights clearance.** In accordance with its governing legislation, OPIC will only support projects in countries that have, or are taking steps to adopt, laws that uphold internationally recognized worker rights.⁴¹ The Environmental and Social Policy Statement includes guidance for determining if a country meets labor eligibility requirements. OPIC considers as eligible any country on the Generalized System of Preferences list,⁴² because that status indicates they meet certain internationally recognized worker rights.⁴³ According to officials, OIP also reviews and documents human rights issues that specifically concern labor rights, such as forced and child labor issues, as part of the worker rights clearance process.

In 2010, OPIC introduced the Special Consideration classification for projects with a higher risk of violating labor rights. OPIC may classify projects as Special Consideration based on an assessment of the likelihood, severity, and degree of possible labor rights violations, and their relevance to a project. OPIC has designated 10 projects as

⁴⁰The categorical prohibitions also include those projects in or impacting natural World Heritage Sites, or in or impacting United Nations National Parks or Protected Areas; construction of dams that significantly and irreversibly disrupt natural ecosystems, alter natural hydrology, inundate large land areas, impact biodiversity, displace large numbers of inhabitants, or impact local inhabitants' ability to earn a livelihood; require resettlement of more than 5,000 people; and production or trade in radioactive materials.

⁴¹Federal law requires that OPIC only support a project if the host country is taking steps to adopt and implement laws that extend internationally recognized worker rights. The law further requires OPIC to include a clause in OPIC agreements stating that investors agree (1) not to prevent employees from freely associating or collectively bargaining, and (2) to observe applicable laws relating to child labor, minimum wages, hours of work and occupational and health and safety, and not to use forced labor. 22 U.S.C. § 2191a(a)(1).

⁴²The Generalized System of Preferences program is administered by USTR and provides preferential duty-free treatment for over 3,500 products from a wide range of designated beneficiary countries.

⁴³See 19 U.S.C. § 2462. These rights include the right of association and a prohibition on the use of any form of forced or compulsory labor.

Special Consideration since that time.⁴⁴ OPIC requires all Special Consideration projects to submit an annual labor report summarizing workplace conditions and to conduct one third-party audit within the first 3 years of operations. In addition, OPIC policy states that it will endeavor to conduct at least one OPIC site visit within 3 years of the execution of the OPIC agreement.

- **Human rights clearance.** OPIC's governing legislation directs it to consult with the Secretary of State and take into account all available information concerning the effect of a project on human rights and fundamental freedoms in the host country.⁴⁵ OPIC's policies require that it screen projects using a process mutually agreed upon by OPIC and State, which State documented in a 2006 memorandum. The memorandum designates which agency is responsible for providing human rights reviews, depending on the current status of human rights violations in a country and project characteristics such as sector and degree of host government involvement. This status is documented in the human rights sensitivity list maintained by OPIC and reviewed quarterly by State. The list includes all the countries in which OPIC is authorized to conduct activities and is divided into three categories based on the human rights situation in each country. The responsibility for conducting the review is based on the project country categorization and other information.⁴⁶

OPIC documents when a human rights clearance has been conducted for each project, regardless of which agency provides the clearance. OPIC officials said that the purpose of this human rights clearance document is only to confirm that a clearance occurred, in accordance

⁴⁴OPIC's policy statement states that projects in locations, industries, and sectors with a clear history of labor rights issues are higher risk. Such projects may involve significant construction, manual harvesting of agricultural commodities, or extractive industries, which may present circumstances that make it difficult for workers to exercise trade union rights and/or have a higher likelihood that forced or child labor is employed. Prior to 2010, OPIC did not have a Special Considerations category for projects based on worker rights issues.

⁴⁵22 U.S.C. § 2191(i).

⁴⁶State must review (1) all potential OPIC projects in countries that are deemed "most sensitive," (2) all projects in countries deemed "sensitive" that also are either related to security services or for which the host government has more than 50 percent involvement. OPIC conducts the human rights clearances for those projects in countries deemed "less sensitive" and those deemed "sensitive" that are not in a sensitive sector. OPIC also agreed to provide State with a summary list of all human rights clearances issued by both OPIC and State on the first of each month.

with the statutory requirement to consult with State on the effect of a project on human rights in the host country.

According to OPIC officials, when OPIC conducts the human rights review, it bases the clearance approval on a review of human rights issues and the documentation of that review in other clearance documents. As discussed above, OPIC conducts the review and documentation of relevant human rights issues during the environmental and social and worker rights clearance processes, according to OPIC officials.⁴⁷ In reviewing the clearances for 21 projects, we identified 2 projects for which OPIC did not document its review of human rights issues in the environmental and social clearance or the worker rights clearance. However, the clearances for these two projects did include human rights-related conditions that the project companies would need to meet to obtain OPIC financing support. In addition, OPIC completed the clearances for these two projects in 2006 and 2007, which, according to OPIC officials, predate newer policies concerning policy clearance documentation.⁴⁸

Approval for Commitment and First Disbursement Is Based on Project's Level of Financial Risk

After completion of the credit and legal due diligence reviews and the four policy clearances, OPIC management reviews projects based on the financial level of risk each project poses, with the largest projects—those valued at more than \$50 million—requiring approval from OPIC's Board of Directors.⁴⁹ OPIC's board reviewed and approved sixteen percent of the number of commitments OPIC made in fiscal years 2008 through 2014, which constitutes 72 percent of the total dollar value of these commitments. Thirteen percent of the number of commitments OPIC made during this period—representing 67 percent of the total dollar

⁴⁷According to OIP officials, the clearance process does not encompass a review of all the human rights contained in the Universal Declaration for Human Rights, and it only reviews those human rights that private companies can impact.

⁴⁸We did not determine whether this OPIC documentation covered all potentially relevant human rights issues.

⁴⁹Projects less than or equal to \$20 million require credit approval from the Managing Director of Credit Policy and management approval from the Vice President of the originating department. Projects between \$20 million and \$50 million require credit approval from the Credit Committee and management approval from the Investment Committee. Projects greater than \$50 require credit approval from the Credit Committee and management approval from the Investment Committee and Board of Directors.

value—were for amounts greater than \$50 million. Several commitments were approved by the board for reasons other than monetary value.⁵⁰

For commitments requiring board approval, OPIC is to solicit input from its board members—eight members from the private sector and seven from the federal government, including OPIC, the Departments of Commerce, Labor, State, Treasury, USAID, and USTR. Prior to board meetings, OPIC provides board members with key project documents. According to officials from OPIC, State, Treasury, USAID, and USTR, it is routine for board members to discuss specific issues regarding the projects among themselves and with OPIC prior to the meetings. For example, USTR officials stated that USTR provides guidance and oversight on project selection concerning a proposed project's impact on U.S. trade policy. According to State officials, the agency provides guidance with respect to foreign policy considerations, such as whether OPIC should support projects in a particular country because of current political considerations, or the reputations of sponsors and investors. A State official said that they generally raise concerns with OPIC earlier in the vetting process, but occasionally contentious issues arise for projects presented for board approval. These issues have in some cases been resolved through the inclusion of mitigation measures such as conditions to the loan agreements.

A project reaches commitment when it receives final management approval and a legally binding document is signed. At commitment, OPIC creates the budgetary or financial obligation for the project. As shown in figure 9 above, about 16 percent of applications that reached commitment during the fiscal year 2000 through 2012 period did not reach disbursement. According to OPIC officials, OPIC may, for example, be unable to reach a final agreement with the client concerning loan terms. After the initial disbursement, OPIC's monitoring functions assume responsibility for the projects in accordance with OPIC policy.

⁵⁰According to OPIC, the Board of Directors retains the right to require any projects to be brought to it for review and approval for any reason it chooses. For example, all investment funds and any commitment that will cause OPIC's aggregate exposure to a customer to exceed \$50 million require board approval. In addition, the board has, at times, required that commitments for projects in certain sectors, such as housing, be brought to the board regardless of the commitment amount.

OPIC Recently Developed Additional Guidance for Conducting Human Rights Reviews

OPIC recently developed additional guidance to identify responsibilities concerning the review of specific human rights issues and enhance human rights due diligence procedures. Although OPIC had established policies for the project selection process, we found during the course of our work that these policies did not provide comprehensive guidance for reviewing and documenting human rights information that is required to be considered for assistance. OPIC officials said that the review of human rights issues is done as part of its environmental and social and worker rights clearances, consistent with the IFC Performance Standards. However, we found that neither OPIC's Environmental and Social Policy Statement nor the *OIP Procedures Manual* provided comprehensive guidance on the human rights issues that OPIC officials should consider during the clearance process, or how these reviews should be carried out and documented.

We further found that OPIC's policies did not clearly identify the requirements and delineate responsibilities for considering human rights information. OPIC's Environmental and Social Policy Statement requires all projects to meet applicable IFC Performance Standards. The IFC Performance Standards do not explicitly address human rights but, rather, the standards state that human rights issues are addressed throughout the standards. Although OPIC's policies require the Environmental and Social Group and the Labor and Human Rights Group to identify those IFC Performance Standards relevant to their review of a project in the clearance document, the policies did not dictate which performance standards each team is responsible for addressing.

When we discussed our concerns with OPIC officials, they agreed that the documentation of their human rights reviews was not clear. In response, OPIC developed additional guidance establishing roles and responsibilities for human rights reviews. This new guidance outlines how specific human rights issues covered in the Universal Declaration of Human Rights correspond to the IFC Performance Standards and assigns responsibility within OIP for reviewing and documenting each issue.

OPIC has also taken steps to strengthen its human rights reviews in response to a 2014 report by its Office of Accountability, which recommended that OPIC establish enhanced human rights due diligence

procedures.⁵¹ In February 2014, OPIC's senior management requested the Office of Accountability to conduct an independent review of OPIC's experience with two related projects in Liberia for which they received a number of complaints. In 2008, OPIC approved the two projects, a biofuel project and a 35-megawatt power plant project owned by the same parent company. The report found that OPIC's human rights policies did not state when enhanced human rights due diligence should be triggered during project selection.

In a March 2015 congressionally mandated response to the Office of Accountability's report,⁵² OPIC reported that it had, among other things, (1) developed enhanced screening procedures to better identify factors contributing to higher human rights related risks and (2) deployed specialized social consultants to project sites as part of the human rights due diligence review. OPIC is currently following draft guidance for enhanced screening procedures developed in response to the Office of Accountability recommendation. Under these procedures, projects with heightened risk may be required to undergo additional third party audits based on the draft guidance. However, the draft guidance does not describe who is responsible for conducting this review or how it is to be documented. According to officials, OPIC identified five new projects as higher risk in 2015 and will require these projects to participate in third party audits once the projects are operational. OPIC also hired three specialized social consultants, and has identified a number of additional social consultants with whom the agency can contract with when necessary. According to OPIC officials, the agency plans to finalize the draft screening procedures for the enhanced human rights due diligence

⁵¹Office of Accountability. *OA Review: Buchanan Renewable Energy Projects in Liberia* (Washington, D.C.: September 2014).

⁵²The Joint Explanatory Statement accompanying the Consolidated and Further Continuing Appropriations Act, 2015, required OPIC to submit within 90 days to the committees on appropriations OPIC's management plan for implementing the Office of Accountability's 2014 recommendations pertaining to Liberia (160 Cong. Rec. H9954, 2014).

reviews in coordination with its update of the Environmental and Social Policy Statement and OIP Procedures Manual.⁵³

OPIC Recently Adopted Additional Guidelines for Conducting Cumulative Impact Assessments

OPIC recently adopted additional guidelines for conducting cumulative impact assessments that may support more systematic analyses. According to OPIC policy, OPIC is to categorize projects based, in part, on its preliminary assessment of the potential environmental and social risks and impacts—including cumulative impacts—of a project in the absence of any required mitigation. Cumulative impacts are those that result from the successive, incremental, or combined effects of an action, project, or activity in combination with other existing, planned, or reasonably anticipated future projects or activities. Cumulative impact assessments are conducted to analyze the potential impacts and risks that proposed projects and activities—including projects supported by other organizations or companies—will have on valued environmental and social components, such as biodiversity, water supply, and cultural heritage. Cumulative impact assessments can be challenging to conduct, because cumulative impacts can depend on factors for which complete information, such as details of other companies' project designs, is not available or is difficult to obtain. According to the IFC's 2013 handbook for conducting cumulative impact assessments, a comprehensive assessment requires the participation of many parties and is best led by local governments or regional planners because effectively designing and implementing the assessment is often beyond the capacity of a single developer.

OPIC committed to supporting four wind power projects in one region in Pakistan before the completion of an OPIC-contracted cumulative impact assessment. However, OPIC officials told us that they approved the projects because available evidence indicated that the wind power projects would not cause significant cumulative impacts. In the environmental and social clearances for the two wind power projects in

⁵³According to OPIC, the draft changes to the policy statement will be submitted for public comment when the revisions are complete. OPIC expects to publish the updated Environmental and Social Policy Statement for public comment in early 2016. Officials told us that they initially planned to finalize the policy statement and manual by April 1, 2016 but that they will not meet the planned date.

Pakistan we reviewed,⁵⁴ OPIC noted that there were 14 proposed wind power projects in the region and that each planned to produce 50 megawatts of energy.⁵⁵ The clearances stated that as a result, there is the potential for cumulative impacts to the community, biodiversity, and resource availability. Although the United Nations Development Program commissioned a regional environmental assessment of the region in 2009 that considered cumulative impacts, the analysis was qualitative and only provided general guidelines for future studies. OPIC stated in its environmental and social clearances for the two projects we reviewed that it would hire an independent consultant to conduct a cumulative impact analysis. However, OPIC committed to these two wind power projects in 2013 and another two in the same region in 2014 before the completion of the OPIC-contracted cumulative impact assessment.⁵⁶

According to OPIC officials, they approved the four wind power projects because they did not believe that the projects would result in significant cumulative impacts. OPIC officials told us that the three cumulative impact issues typically associated with wind power projects are threats to biodiversity, increased noise levels, and shadow flicker.⁵⁷ OPIC made a determination that the projects posed no significant impact to birds based on an analysis conducted by the World Wildlife Foundation. OPIC officials said that noise and shadow flicker could be more easily mitigated and, because the area is not heavily populated, potential noise and shadow flicker impacts would not impact a significant number of people. Based on this information, OPIC issued the final environmental and social clearances

⁵⁴Two of the four wind power projects discussed in this section were included in the sample of 21 projects that we reviewed. We identified the other two wind power projects from a list of new commitments that OPIC made between fiscal years 2008 and 2014.

⁵⁵The OPIC-contracted cumulative impact assessment completed in October 2015 found that the government of Pakistan has approved 25 wind power projects in this region as of 2015.

⁵⁶The OPIC-contracted cumulative impact assessment was completed in October 2015 and OPIC received the final report in November 2015.

⁵⁷Under certain atmospheric and lighting conditions, rotating wind turbine blades can create a rapidly alternating series of light and shadow known as shadow flicker which, under particular and very infrequent conditions, can induce seizures in people with photosensitive epilepsy and is documented to be a nuisance for some people.

with conditions that were incorporated into the contracts for the four wind power projects.⁵⁸

OPIC adopted the IFC handbook for conducting cumulative impact assessments and plans to provide the guidelines to potential clients. OPIC required the contractor that conducted the 2015 cumulative impact assessment of wind power projects in Pakistan to follow these guidelines when conducting the assessment. According to officials, they did not have adequate information from the government of Pakistan or other organizations about the design of other planned wind farms to conduct an analytical assessment of the potential impact on noise levels and shadow flicker until 2015. OPIC officials said they plan to provide clients with the IFC handbook to support their environmental and social assessments. However, OPIC officials noted that they will not be able to require clients to use the IFC handbook because it may be too difficult for clients to collect all the necessary information for conducting such a cumulative impact assessment.

OPIC Monitors Projects, but Site Visit Reports Are Not Always Timely, and Use of Client-Reported Data Involves Risks

OPIC Uses Several Tools to Monitor Policy Compliance and Development Impacts of Its Projects

OPIC is required to monitor ongoing projects' compliance with environmental, social, labor, and human rights requirements, and assesses U.S. economic impact and host-country development impact. OPIC uses several tools to monitor policy compliance and development impacts: (1) annual self-monitoring questionnaires (SMQs), (2) site visits by OPIC staff, and (3) other independent and client-provided reports, such as reports from independent engineers or third-party audits or

⁵⁸With the inclusion of these conditions, OPIC can require the project companies to adjust their activities to be in accordance with policy—such as noise level guidelines.

project-specific environmental or labor reports. On the basis of our document review, we found that three sections of OIP—the Environmental and Social Group, the Labor and Human Rights Group, and the Economic Impact Analysis Group—participate in OPIC’s integrated monitoring and assessment process in accordance with OPIC policy. The Environmental and Social Group and Labor and Human Rights Group conduct compliance monitoring while the Economic Impact Analysis Group assesses U.S. economic and host-country development impacts. According to OPIC policy, these groups may conduct site visits separately or concurrently. Other groups within OPIC are also required to monitor projects. For example, according to OPIC officials, its Department of Financial and Portfolio Management and Investment Funds Department monitor the financial performance of OPIC projects at least annually.⁵⁹

Self-Monitoring Questionnaires

OPIC requires its clients to report annually on compliance with project requirements, as well as on U.S. economic and host-country development impact, by completing an online SMQ. The format of an SMQ is consistent across projects. According to OPIC officials, SMQs are a data gathering tool designed to provide OPIC with an annual snapshot of projects’ operational performance on nonfinancial metrics, and to identify potential red flags for projects, such as non-compliance with local environmental or worker safety laws. SMQs provide project information such as total number of employees, whether the project has implemented initiatives directed at restoring or preserving the environment, and whether general work conditions comply with labor laws.

OPIC policy requires that clients submit an SMQ annually after the first full year of operations and that OPIC follow up with clients that do not submit SMQs in a timely manner. According to officials, SMQs are not required from clients who receive a site monitoring visit during the course of the fiscal year because that same information is gathered by OPIC on site. In 2014, OPIC received 348 SMQs from 405 projects for which SMQs were required, a response rate of 86 percent. For fiscal years 2008

⁵⁹The Department of Financial and Portfolio Management’s monitoring efforts focus on financial performance, compliance with financial covenants, and repayment status through analysis of financial statements, rating agency reports, financial models, and engineering reports. The Investment Funds Department’s monitoring efforts focus on the financial performance of the companies within each investment fund’s portfolio, the fund managers’ value addition during the holding period, and the successful execution of an exit strategy for each investment.

through 2014, the response rate ranged from 61 to 96 percent (see table 3). According to OPIC policy, clients who miss reporting deadlines receive a reminder from OIP, and in cases of no response, a communication from the Legal Affairs Department. OPIC officials stated that a missing SMQ may indicate that the client is experiencing financial or other difficulties and could trigger an OPIC site visit.⁶⁰

Table 3: Overseas Private Investment Corporation’s (OPIC) Self-Monitoring Questionnaire (SMQ) Response Rates, Fiscal Years 2008-2014

Year	2008	2009	2010	2011	2012	2013	2014
SMQs required	430	472	412	404	353	316	405
SMQs received	261	314	395	321	333	289	348
Percentage response rate	61%	67%	96%	79%	94%	91%	86%

Source: OPIC. | GAO-16-64

Site Monitoring

Policy site monitoring is designed to provide OPIC with a comprehensive view of an active project’s performance in terms of compliance with environmental, social, labor, and human rights requirements and the impacts on the U.S. economy and host-country development, according to OPIC officials. Each year, OIP visits a small percentage of active projects. In 2014, OIP made site monitoring visits to 51 out of 405 active projects, or about 13 percent. For fiscal years 2008 through 2014, OIP site visits as a percentage of active projects ranged from 9 to 13 percent (see table 4).⁶¹ Because most OPIC projects are active for a number of years, the total percentage of projects visited by OIP is higher than the percentage of active projects receiving site visits in any one year.

⁶⁰OPIC did not provide an example of when a missing SMQ triggered a site visit. For the 1 project in our sample of 21 projects that did not turn in SMQs for several years, OIP did not conduct a site visit.

⁶¹The site visit data do not include those site visits conducted by other groups within OPIC. According to OPIC, the Department of Financial and Portfolio Management and the Legal Affairs Department conducted a combined average of 106 monitoring site visits per year during the fiscal year 2009 through 2014 period. This monitoring is coordinated with OIP to maximize OPIC’s total project oversight. These site visits provide key financial monitoring information and an information stream for OIP. For example, OIP may use information gathered from other departments’ monitoring efforts to inform and prioritize its own monitoring activities.

Table 4: Numbers and Percentages of Overseas Private Investment Corporation's (OPIC) Site Visits for Policy Monitoring, Fiscal Years 2008-2014

Year	2008	2009	2010	2011	2012	2013	2014
Total number of active projects	430	472	412	404	353	316	405
Total number of site visits	46	57	35	38	32	32	51
Site visits as a percentage of active projects	11%	12%	9%	9%	9%	10%	13%

Source: GAO calculations based on OPIC data. | GAO-16-64

Note: In the table, the number of required self-monitoring questionnaires (SMQs) is used as a proxy for the number of total active projects each year. Active projects include some projects that are not yet operational.

In accordance with OPIC policy, OPIC uses a combination of risk-based and random sampling to select projects for site visits, although OPIC officials told us that cost effectiveness and travel logistics also play a role in site selection. For example, for environmental and social compliance monitoring, Category A projects receive the highest priority for site visit monitoring; for labor compliance monitoring, projects classified as Special Consideration receive highest priority. According to our analysis of OPIC data, random sampling accounted for about half of the 291 total site visits conducted by OIP for fiscal years 2008 through 2014, on average. This percentage varied each year and ranged from 22 percent in 2014 to 84 percent in 2011.

According to OPIC officials, OPIC asks clients to complete a project information report prior to site visits.⁶² The report is similar to an SMQ, but also incorporates information provided in the project's original application. For example, the project information report asks for a description of any corrective measures taken on any occupational health and safety or environmental issues emerging from OPIC's reviews, and descriptions of government decrees, laws, directives, or agreements that affect project imports and exports—information that is not included in SMQs. The report requests revised estimates, through the fifth year of project operations, for total remittances, employment levels, and project sales—information similar to that requested in SMQs.

⁶²According to OPIC officials, the form expired and the SMQ has been redesigned to more closely parallel the data gathered during the project application process. Going forward, officials said, they will use the new form during their site visits.

OPIC conducted site visits for 3 of the 21 projects in our sample,⁶³ and in our review of the site visit reports, we found that OPIC identified a lack of compliance with project requirements at each of the 3 project sites. For example, a monitoring site visit to a project in Honduras revealed that not all personnel were wearing appropriate protective equipment and that construction materials were inappropriately discarded or stored on site, information that was not provided by the client in the SMQs. In addition, OPIC officials stated that they prioritized a site visit in 2011 to a palm oil production facility in Honduras that was a Category B project because the industry is considered sensitive due to its potential environmental and social impacts.⁶⁴ According to the site visit report, OPIC officials found that several conditions specified in the loan agreement had not been met, and they provided a list of follow-up actions that the company agreed to take, including suspension of the use of a specific pesticide and corrective actions concerning the company's fuel consumption and estimate of greenhouse gases. Following the visit, OPIC requested and received additional documentation from the client to verify that it had addressed the 2011 site visit recommendations.

Site monitoring is also used to verify and reassess a project's impact on the U.S. economy and on host-country development. OPIC officials told us that this impact reassessment would ideally take place 5 years after a project becomes operational, but because of resource constraints, trips are sometimes combined and reassessments take place earlier.⁶⁵ For the 3 site visit reports we reviewed, we found that OPIC visited 1 project 10 months after final disbursement of funds, another project about 2 years after it became operational, and the third a little over 3 years after it became operational. During site visits, OPIC officials rescore the development indicators to determine the extent to which the client is meeting the development goals outlined in its application. Thus, the initial estimate of the "number of persons employed at the fifth year of

⁶³According to OPIC officials, several of the projects in our sample are either not yet operational or had not been operational long enough to justify a monitoring site visit.

⁶⁴The focus of the 2-day visit was to review documentation as well as practices and procedures for monitoring air emissions, wastewater, solid waste, and hazardous materials handling. The Environmental and Social Group concluded that the client company had good documentation regarding the environmental measuring and monitoring processes and procedures.

⁶⁵Each group within OIP conducts distinct site visits to monitor issues in its field of specialization; however, to reduce logistical burdens, they may coordinate site monitoring when possible.

operations” is compared to the actual number of persons employed by the project at the time of the visit, and the jobs indicator is adjusted accordingly. For example, according to OPIC officials, after a site visit to a project in Honduras, the Economic Impact Analysis Group concluded that the project had a stronger impact on local job creation than initially expected, giving a higher score for that indicator. Overall, for the 3 projects we reviewed that received site visits, 2 received a lower overall development score once all indicators were reassessed, with 1 of the 2 changing classification from “highly developmental” to “developmental”; the third project received a higher overall score after the site visit.

Site Visit Reports Were Not Always Prepared in a Timely Manner

OPIC did not document the results of the 3 project site visits in our sample in a timely manner, which may limit their usefulness. Two of the 3 site visit reports we reviewed were written several years after the site visits occurred. According to OPIC officials, staff who made the site visit orally present findings in internal meetings shortly after each visit. OPIC policy does not require that site visit reports be completed and submitted to management in a designated period of time. According to OPIC officials, OIP staff document and submit site visit monitoring reports when time permits. However, federal internal control standards dictate that agencies develop controls that ensure that actions are taken to address risk, such as the accurate and timely recording of events.⁶⁶ In addition to using site visits for project monitoring, OPIC uses information collected during site visits when reviewing similar projects for clearance to help predict potential development impacts and refine development indicators, according to OPIC officials. Thus, the lack of timely documentation of site visits may limit the value of this information for reviewing and estimating the impact of potential future projects. OPIC officials told us that they are in the process of creating a standardized process for documenting site visits, which they expect will make it faster for teams to complete trip reports.

OPIC May Not Have Adequate Information on Some Projects’ Status

OPIC’s use of client-reported data from SMQs, combined with limited site visits, may not provide OPIC adequate information on project’s policy compliance and development impact status in some cases. OPIC is

⁶⁶GAO, *Standards for Internal Control in the Federal Government*, [GAO/AIMD-00-21.3.1](#) (Washington, D.C.: November 1999).

required by law to monitor and report on the economic and social development impacts of its projects.⁶⁷ Federal internal control standards call for management to obtain relevant and accurate data and to identify risks related to meeting defined objectives.⁶⁸ According to OPIC officials, OPIC reviews and uses data that are submitted by the client in SMQs for monitoring the majority of its projects on an annual basis; however, the data are not validated by OPIC's staff or an independent reviewer. OPIC officials noted that the client is responsible for ensuring that the data it provides in the SMQs are accurate and clients must attest to the accuracy of the data they provide. In our analysis of 21 OPIC projects from Honduras, Kenya, Pakistan, and Peru, clients for 14 of the projects were required to complete SMQs because the projects had been active and operational. Of these 14 projects, all but one of the clients submitted the required annual SMQ. In addition, clients for 11 of these 14 projects fully completed the SMQs they submitted. The clients for the remaining 3 projects left sections of the SMQs unanswered. Specifically, we found that one client did not report employment numbers; a second client did not report the date that a project became operational; and a third client did not report remittances and revenue amounts.

In fulfilling its requirement to report on social and economic development impacts, OPIC faces risks related to the accuracy of client-reported data because self-reported statements may not reflect actual project conditions. OPIC officials told us that limited staff resources constrain its ability to verify the accuracy of data in the SMQs and that they rely on a contractor to conduct a high-level review of SMQs to identify blank, incomplete, or obviously incorrect responses.

Further, because OIP officials only visit a small number of projects each year, OIP largely relies on the SMQs for updated annual information about some projects' compliance with project requirements. OPIC's 2013 Annual Report on Development Impact, submitted to Congress, omitted data for 34 out of 315 SMQs because, according to the report, the data did not meet the agency's data quality standards. Also, as previously discussed, we found several noncompliance issues in the site visit reports

⁶⁷OPIC is statutorily required to monitor the economic and social development impact and benefits of its projects and report this information to Congress annually. 22 U.S.C. § 2199(g)-(h); 22 U.S.C. § 2200a(a)(1).

⁶⁸[GAO/AIMD-00-21.3.1](#).

we reviewed, which clients had not identified or described in detail in the SMQs. During the 291 site visits conducted by OPIC in fiscal years 2008 through 2014, it identified 49 project sites with environmental and social noncompliance issues and 9 project sites with labor and human rights noncompliance issues. Of these, clients had reported noncompliance issues for only 18 projects in SMQs. Common issues identified by OPIC included late or missing required quarterly and annual reports, safety issues such as cluttered hallways, and missing documentation such as company human resource policies. However, more serious environmental and social risks were identified during a 2013 monitoring visit, where corrective actions for meeting environmental and social compliance requirements were needed that the client did not have sufficient resources to implement. As a result, OPIC terminated its support of the project.

A 2014 OPIC Office of Accountability Report stated that during the selection process, when the agency is considering whether to support a project that may have high development risks, OPIC should confirm that its staff capacity and other resources are sufficient for needed client engagement and monitoring.⁶⁹ In addition, the report found that OPIC needs “monitoring systems...which are proportionate to the risks that could adversely affect the achievement of desired development outcomes.” In response to these findings, OPIC said it has taken steps to ensure that it has sufficient capacity and resources to review and monitor projects. Without analyzing the risk to information quality inherent in its project monitoring process, OPIC cannot be assured that risk from using client-reported data is within an appropriate risk tolerance to achieve OPIC’s monitoring objectives.

According to officials, OPIC, in some cases, also uses independent and client-provided reports to verify some projects’ compliance with policies. For example, according to OPIC officials, OPIC requires certain large projects to allow an independent engineer to conduct environmental compliance site visits on a quarterly or semi-annual basis. In addition, all Category A projects and those categorized as Special Consideration are required to undergo a third party audit within 3 years of becoming operational. Further, officials said OPIC includes a condition in some

⁶⁹Office of Accountability. *OA Review: Buchanan Renewable Energy Projects in Liberia* (Washington, D.C.: September 2014).

clients' contracts that requires them to provide annual reports concerning, for example, pollutant level measurements and worker safety information (e.g., number of accidents). Officials stated that these reports provide additional information on policy compliance.

Although IFC, like OPIC, relies on client-reported data for some monitoring, unlike OPIC, IFC conducts site visits to all projects in its portfolio on a regular basis. IFC officials told us that using client-reported data for monitoring projects is a standard practice, but they underlined the difficulty in validating such data. According to IFC officials, its Environmental and Social team visits all projects once every 2 years. IFC also undertakes a limited number of post-completion evaluations to assess project impact. However, IFC employs a significantly larger staff than OPIC, including some in overseas field offices. For example, in 2012, IFC employed 3,763 people and managed a portfolio worth \$45.8 billion, using about 17 times more human resources than OPIC to manage a portfolio that is about three times the size of OPIC's.

Conclusions

Given the difficult business climates in which many OPIC-supported projects operate, it is important that OPIC establish and follow robust selection and monitoring policies to ensure that it appropriately addresses project risks and can continue financing higher risk projects. OPIC has established policies and processes for reviewing, selecting, and monitoring projects, and in our review of a sample of projects we found that OPIC generally followed these policies. However, we found that in some cases project selection policies for human rights reviews needed to be accompanied by clearer guidance to ensure that decision makers had adequate information. With respect to its review of human rights issues, OPIC has recently issued guidance to clarify review responsibilities within OPIC, developed enhanced human rights due diligence processes, and hired additional specialized staff. In addition, OPIC has recently sought to enhance its process for assessing cumulative environmental and social impacts by adopting new guidelines that may support more systematic analyses.

Project monitoring is central to OPIC fulfilling its goals, particularly in difficult environments. OPIC's lack of requirements for timely documentation of site monitoring visits by OIP staff has resulted in site visit reports written several years after the visits occur. This can limit the usefulness of site visit findings for informing development impact projections and other decisions regarding ongoing and potential future projects. OPIC largely relies on client-reported data for annual updates for

some projects, due in part to resource limitations that limit policy compliance site visits. This increases the potential that OPIC is relying on inaccurate or incomplete data. Thus, OPIC's current monitoring processes may not provide adequate information on projects' annual policy compliance and development impact status to support program goals.

Recommendations for Executive Action

To further improve OPIC's monitoring processes, we recommend that the President and CEO of OPIC take the following actions:

- Establish specific time frames, deadlines, or both for submission of site visit reports to OPIC's Executive Committee.
- Assess the current monitoring processes to ensure that the risk associated with the use of client-reported data and limited site visits for monitoring is acceptable for meeting OPIC's program goals.

Agency Comments and Our Evaluation

We provided a draft of this report to OPIC, State, Treasury, USTR, and USAID for comment. State, Treasury, USTR, and USAID did not provide any comments. In its written comments, reproduced in appendix V, OPIC stated that it concurred with our two recommendations. With respect to our recommendation on ensuring timely completion of site visit reports, OPIC noted that its staff make presentations following site visits but that OPIC will incorporate our recommendation and the presentations into its monitoring policies. Regarding our recommendation on assessing its processes to ensure that current monitoring processes are acceptable for managing risks, OPIC stated that it has revised its development impact assessment process during the past year, and that it will use the input from this GAO audit in reviewing its monitoring process more generally over the coming year. In addition, OPIC provided technical comments on the draft report, and also provided us with additional information on how it conducts assessments of potential cumulative environmental and social impacts. Based on this information, we made revisions to the report as appropriate.

As agreed with your offices, unless you publicly announce the contents of this report earlier, we plan no further distribution until 30 days from the report date. At that time, we will send copies to the appropriate

congressional committees, the President and CEO of OPIC, the Secretary of State, the Secretary of the Treasury, the Administrator of USAID, the U.S. Trade Representative, and other interested parties. In addition, the report is available at no charge on the GAO website at <http://www.gao.gov>.

If you or your staff have any questions about this report, please contact me at (202) 512-8612 or gianopoulosk@gao.gov. Contact points for our Offices of Congressional Relations and Public Affairs may be found on the last page of this report. GAO staff who made key contributions to this report are listed in appendix VI.



Kimberly M. Gianopoulos
Director, International Affairs and Trade

Appendix I: Objectives, Scope, and Methodology

This report examines (1) the amounts and types of Overseas Private Investment Corporation's (OPIC) global financing support from fiscal year 2008 through fiscal year 2014, (2) how OPIC selects projects, and (3) how OPIC monitors projects.¹

To analyze the amounts and types of OPIC's global financing support, we reviewed data provided by OPIC about its new commitments for fiscal years 2008 through 2014 to reflect recent activity. We used these data to characterize OPIC's new commitments for the period by financial instrument type, sector, and region, among other characteristics, for both the total value of and number of commitments. In addition to analyzing information about OPIC's overall new commitments for the period, we characterized and compared the projects committed during the fiscal year 2008 through 2014 period in four countries chosen for more in-depth analysis—Honduras, Kenya, Pakistan, and Peru. (For a description of our method for selecting these four countries, see below.) We also reviewed OPIC annual reports, developmental impact reports, and congressional budget justifications to obtain details about the agency's outstanding commitments, as well as information about its strategic priorities and actions during the period of analysis. To verify the accuracy of the OPIC-provided data and to better understand the classifications and sources used in its compilation we interviewed OPIC officials to discuss the collection and maintenance of these data. We also performed electronic data testing. Based on these activities, we determined that the data were reliable for our purpose of using them to analyze OPIC's new commitments for background and context, without impact on material findings in this report.

We also compiled data from World Bank sources to generate graphics and statements concerning OPIC commitment levels to countries based on the host countries' gross national per capita income and the ease of doing business ranking. We used the World Bank's per capita income data from the World Development Indicators database to categorize

¹We limited the time frame to the fiscal year 2008 through 2014 period for all three objectives to ensure a consistent comparison of OPIC's recent activities as well as (1) to include any recent shifts in commitments or selection and monitoring processes that might have arisen due to shifts in OPIC priorities, policies, or procedures; (2) to ensure that projects selected for a more in-depth review of OPIC's selection and monitoring processes included projects that had reached operational status and had been monitored by OPIC; and (3) to limit the number of projects operating under different policies due to the evolution of OPIC's selection policies.

OPIC's commitments in fiscal years 2008 through 2014 to low, middle, or high income countries based on the World Bank's gross national income per capita for the project's host country in the year the OPIC commitment was made. To verify the reliability of these data, we reviewed publicly available documents regarding their collection, computation, and use. We determined the data were sufficiently reliable for the purpose described above.

We also used the World Bank's ease of doing business index rankings to determine the extent to which OPIC supported projects in countries with difficult business environments. This index is an annual ranking of the relative distance of countries from a best practices frontier score. The index is formed from observable components such as value added tax, gross domestic product deflators, and the number of procedures required to obtain permits or start a business. Because the index is a relative ranking, movements in the index must be interpreted in a relative context; we avoid interpretation errors by only using the index from a single year (2014). We also performed electronic data testing. We determined the data were sufficiently reliable for the purpose described above.

We selected a nongeneralizable sample of 21 projects that obtained OPIC financing support in four focus countries between fiscal years 2008 through 2014 to assess whether OPIC followed its policies and procedures for project selection and monitoring efforts. To select the four focus countries we limited ourselves to the 30 countries that are not members of the Organisation for Economic Co-operation and Development, whose total OPIC commitments were greater than \$100 million. We further cut the list of countries to exclude two countries where either OPIC or the U.S. Agency for International Development (USAID) Inspector General had recently conducted audits. We cut an additional 14 countries from the list because they received a relatively small amount of OPIC funding or had a relatively high gross per capita income. Finally, we selected the four countries from the remaining list based on geographical dispersion, risk—including security risks, country governance and development indicators, and characteristics of the projects such as sector, development impact, and type of OPIC financial instrument. To select the 21 projects for our review, we considered several factors, including the project's (1) size relative to the total OPIC commitments in the country, (2) sector, (3) type of financing instrument, (4) age of the commitment, and (5) whether any disbursements had been made. In addition, in order to assure broad coverage of each country's committed projects, the team sought to achieve 40 percent coverage of both the

number of projects in each selected country and the overall committed dollars.

To examine how OPIC selects projects for financing support, we met with officials from OPIC, Department of State (State), Department of the Treasury (Treasury), the Office of the U.S. Trade Representative (USTR), and USAID in Washington D.C.; the USAID Office of Inspector General, responsible for auditing OPIC; the former Director of OPIC's Office of Accountability; and nongovernmental organizations, including Friends of the Earth and the Accountability Counsel. In addition we obtained and reviewed OPIC policy documents, such as the finance policies and procedures and policies guiding the U.S. economic and host-country development impact, environmental and social, human rights, and worker rights clearances processes. We interviewed OPIC staff to discuss how they administer OPIC selection policies and procedures, including internal controls. We also interviewed State, Treasury, USTR, and USAID officials to discuss each agency's role on OPIC's Board of Directors, which is required to approve projects that exceed \$50 million.

For our review of OPIC's project selection process, we developed a data collection instrument based on OPIC's project selection policies and conducted a review of the 21 projects based on OPIC-provided project documentation, such as project applications and policy clearance documents. Based on the questions in the data collection instrument we developed a method for analyzing the data against OPIC policies to develop our findings. Specifically, with the use of the data collection instrument, we reviewed how each project met eligibility requirements, including U.S. connections and additionality requirements; verified that OPIC finalized the four policy clearances for each project and reviewed the clearances for content; and reviewed applicable credit due diligence and character risk due diligence documentation. We did not review the sufficiency of OPIC's credit and legal due diligence processes while reviewing project documentation as this was outside the scope of our review.

We also visited two of the four focus countries, Honduras and Pakistan, to augment information we obtained from OPIC and other sources. In each country, we met with U.S. embassy and host-government officials, recipients of OPIC loans and loan guarantees, and officials from other development finance institutions. In addition, we visited some project sites.

To examine how OPIC monitors active projects' compliance with environmental and social, worker rights, and human rights policies and the U.S. economic and host-country development impact of these projects, we met with OPIC's Office of Investment Policy (OIP) to discuss its procedures for monitoring projects, collecting data, and validating data provided by its clients. As part of this review, we also discussed the procedures OPIC follows in case of missing or incomplete self-monitoring questionnaires (SMQs), which is the source for client-reported monitoring data. In addition, we met with OPIC officials to discuss OIP's monitoring site visit policies and methodology for selecting projects for site visits. We also examined the development impact profiles that OPIC develops prior to approving projects, which aim to assess each project's anticipated contribution to the development of the host country. We obtained OPIC's development impact profile guidelines for scoring projects as developmental, highly developmental, or indeterminate. We interviewed the USAID Office of Inspector General and OPIC's Office of Accountability to discuss OPIC monitoring methodology and reports both offices had issued on specific audits of OPIC projects in Turkey, Jordan, and Liberia. In addition we interviewed World Bank and International Finance Corporation officials about their monitoring procedures for similar activities, their indicators for assessing development outcomes, and the new harmonized indicators that several development finance institutions, including OPIC, are developing to standardize development impact information collection from clients.

We also developed a data collection instrument to review OPIC's compliance and impact monitoring efforts for the selected 21 projects. We focused on the following monitoring related issues:

- the presence of SMQs in project files, date of submission, and completeness of responses, including client responses regarding compliance with OPIC covenants and local laws and regulations;
- the presence of site visit reports and trip notes in project files, and the extent to which corrective actions or risks were identified during the course of site visits; and
- pre-selection development impact scores that project development impact outcomes for OPIC projects, and the re-scoring analyses conducted during a site visit, which measure the extent to which these projections have been achieved.

We used the data collection instrument to analyze changes in development impact scores for OPIC projects from initial to final

estimates following site visits, if any, as well as to classify qualitative findings from OPIC clients' SMQs and site visit reports into broad categories. We did not review OPIC's processes for monitoring projects' financial performance.

The documentation we obtained for the 21 projects we reviewed supported our work for the second and third reporting objectives. These documents covered the topics and issues listed above, including OPIC's project selection and monitoring processes. To ensure completeness of our document files, we met with OPIC officials to discuss documentation for selected case study projects and changes to OPIC's requirements for project screening and monitoring documentation over time. When necessary we followed up with OPIC when the project files did not contain expected or required documents.

Appendix II: Overseas Private Investment Corporation (OPIC) Project Commitments in Selected Countries for Fiscal Years 2008 through 2014

To provide detailed information on all OPIC projects for our selected focus countries, the tables below list the commitments OPIC made in fiscal years 2008 through 2014 in Honduras, Kenya, Pakistan, and Peru. For more information about our country selection methodology, see appendix I.

Table 5: Overseas Private Investment Corporation (OPIC) Commitments in Honduras for Fiscal Years 2008 through 2014

Fiscal year	U.S. entity	Project name/ foreign sponsor	Sector	Instrument	Project status as of 9/30/14 ^a	Project description	Amount committed (dollars in millions)	Cumulative disbursed (dollars in millions)
2014	Citibank, N.A.	Grupo Jaremar	Manufacturing	Loan guarantee	Active	Proceeds of the loan will be used to fund new capital expenditure	20.57	20.57
2013	Citibank, N.A.	CGLOB-Banco Del Pais, S.A.	Financial services	Loan guarantee	Active	Expansion of small & medium enterprise lending portfolio	30.00	30.00
2012	Citibank, N.A.	Chous2-Banco Ficohsa	Financial services	Loan guarantee	Active	Expansion of small & medium enterprise portfolio	22.50	22.50
2012	Wells Fargo, N.A.	W3-Banco Financiera Comercial Hondurena, S.A	Financial services	Loan guarantee	Active	Expansion of small & medium enterprise portfolio	15.00	15.00
2010	Citibank, N.A.	Grupo Jaremar (Bufinsa, Indasa, Olepsa)	Manufacturing	Loan guarantee	Active	Diversified crude palm oil production & renewable energy	15.00	15.00
2009	Citibank, N.A.	CCA2-Digicel Honduras S.A. de CV	Communications	Loan guarantee	Not active	Cellular telecommunications network	15.00	15.00
2009	General Electric Company	Banco de America Central Honduras, S.A.(A)	Financial services	Loan guarantee	Active	Expansion of low-middle income mortgage lending	20.00	20.00
2009	General Electric Company	Banco de America Central Honduras, S.A.(B)	Financial services	Loan guarantee	Active	Expansion of small & medium enterprise lending portfolio	17.50	17.50

Appendix II: Overseas Private Investment Corporation (OPIC) Project Commitments in Selected Countries for Fiscal Years 2008 through 2014

Fiscal year	U.S. entity	Project name/ foreign sponsor	Sector	Instrument	Project status as of 9/30/14 ^a	Project description	Amount committed (dollars in millions)	Cumulative disbursed (dollars in millions)
2008	Citibank, N.A.	CMFI-Org de Desarrollo Empresarial Femen ODEF	Financial services	Loan guarantee	Not active	Microfinance institution	2.72	2.45
2008	Clark Realty Capital, LLC	Inter-Mac International, Inc.	Financial services	Direct loan	Active	Construction & sale/ lease of low income housing units	70.00	31.20
2008	Colite Outdoor, LCC	Colite Honduras, SA	Nonfinancial services	Political risk insurance	Not active	Billboards	2.88	0.00

Source: OPIC. | GAO-16-64

^a“Active” refers to those commitments with either undisbursed commitments or active outstanding commitments, such as unrepaid loans and active insurance projects. “Not active” refers to those commitments that have either been cancelled or have no outstanding commitments, such as those commitments that have already been repaid.

Table 6: Overseas Private Investment Corporation (OPIC) Commitments in Kenya for Fiscal Years 2008 through 2014

Fiscal year	U.S. entity	Project name/ foreign sponsor	Sector	Instrument	Project status as of 9/30/14 ^a	Project description	Amount committed (dollars in millions)	Cumulative disbursed (dollars in millions)
2014	Google Inc.	Lake Turkana Wind Power Limited	Manufacturing	Political risk insurance	Active	300 megawatt wind power project	46.00	0.00
2013	International School of Kenya Foundation	International School Of Kenya Limited	Nonfinancial services	Direct loan	Active	Campus expansion of the International School of Kenya	12.00	3.24
2013	New Globe School, Inc.	Bridge International Academies	Nonfinancial services	Direct loan	Active	Low-income private schools	10.00	4.00
2011	Access Africa Fund, LLC	Milango Financial Services Limited	Financial services	Political risk insurance	Not active	Loan	0.50	0.00
2011	David Gacheru	Eco-Metropolitan Development Co. Ltd.	Construction	Direct loan	Not active ^b	Housing construction	1.33	0.00

Appendix II: Overseas Private Investment Corporation (OPIC) Project Commitments in Selected Countries for Fiscal Years 2008 through 2014

Fiscal year	U.S. entity	Project name/ foreign sponsor	Sector	Instrument	Project status as of 9/30/14 ^a	Project description	Amount committed (dollars in millions)	Cumulative disbursed (dollars in millions)
2011	Ormat International	Orpower 4 Geothermal	Energy - power generation	Loan guarantee	Active	Financing of geothermal power project	310.00	310.00
2009	Chemonics International	Not applicable	Nonfinancial services	Political risk insurance	Not active	Consulting services	0.18	0.00
2009	Citibank, N.A.	CMFI-Kenya Women Finance Trust Ltd ("Kwft")	Financial services	Loan guarantee	Not active	Microfinance institution	4.56	4.10
2009	Citibank, N.A.	CMFI-Kenya Women Finance Trust Ltd. ("Kwft")	Financial services	Loan guarantee	Not active	Microfinance institution	2.67	2.40
2008	Citibank, N.A.	CMFI-Faulu Kenya	Financial services	Loan guarantee	Not active	Microfinance institution	4.56	4.10
2008	Citibank, N.A.	CMFI-K-Rep Bank	Financial services	Loan guarantee	Not active	Microfinance institution	7.22	6.50

Source: OPIC. | GAO-16-64

^a"Active" refers to those commitments with either undisbursed commitments or active outstanding commitments, such as unrepaid loans and active insurance projects. "Not active" refers to those commitments that have either been cancelled or have no outstanding commitments, such as those commitments that have already been repaid.

^bThe project was later cancelled.

Table 7: Overseas Private Investment Corporation (OPIC) Commitments in Pakistan for Fiscal Years 2008 through 2014

Fiscal year	U.S. entity	Project name/ foreign sponsor	Sector	Instrument	Project status as of 9/30/14 ^a	Project description	Amount committed (dollars in millions)	Cumulative disbursed (dollars in millions)
2014	Baigmohamed, Arif	Cinepax Corp.	Nonfinancial services	Direct loan	Active	Expansion of multiplex movie theater chain in various Pakistani cities	9.00	0.00
2014	General Electric Company	Master Wind Energy Limited	Energy - power generation	Loan guarantee	Active	50 megawatt wind power project in the Jhimpir wind corridor of southeastern Pakistan	50.00	0.00

Appendix II: Overseas Private Investment Corporation (OPIC) Project Commitments in Selected Countries for Fiscal Years 2008 through 2014

Fiscal year	U.S. entity	Project name/ foreign sponsor	Sector	Instrument	Project status as of 9/30/14^a	Project description	Amount committed (dollars in millions)	Cumulative disbursed (dollars in millions)
2014	Hawa Holdings Limited	Hawa Energy	Energy - power generation	Loan guarantee	Active	50 megawatt wind power project in the Jhimpir wind corridor of southeastern Pakistan	97.70	0.00
2013	General Electric	Dewan Energy (PVT) Limited	Energy - power generation	Loan guarantee	Active	49.6 megawatt wind power project in the Jhimpir wind corridor of southeastern Pakistan	101.50	0.00
2013	General Electric	Sapphire Wind Power Company Limited	Energy - power generation	Loan guarantee	Active	Construction and operation of a 50 megawatt wind power plant	95.00	24.20
2013	TPL Holdings Limited	TPL Trakker	Nonfinancial services	Direct loan	Active	Expansion of cargo security business	3.50	3.50
2012	Aga Khan Foundation USA	Aga Khan Hospital & Medical College Fund	Nonfinancial services	Direct loan	Active	Medical health care facility expansions in Pakistan	30.00	0.00
2012	Citibank, N.A.	Citibank N.A. Pakistan Branch	Financial services	Political risk insurance	Active	Branch banking services	150.00	0.00
2012	Citibank, N.A.	CGLOB-Pakistan Mobil Communications Limited	Communications	Loan guarantee	Active	Expansion of mobile telecommunications infrastructure	33.33	28.95
2012	SSJD Energy	SSJD Bioenergy	Nonfinancial services	Direct loan	Active	Develop new 12 megawatt biomass power plant	16.70	0.00
2011	CHF International	Tameer Microfinance Bank Limited	Financial services	Loan guarantee	Not active ^b	Liquidity facility to support expansion of loan portfolio	21.50	0.00
2011	Mr. Muhammad Khan Chishti	TPL Properties (PVT) Limited	Construction	Direct loan	Active	Construction & medium term permanent loan for office building	20.00	20.00
2010	Chemonics International	Unknown	Nonfinancial services	Political risk insurance	Active	Consulting services	3.13	0.00
2010	Hyperbaric Technologies, Inc.	Not applicable	Nonfinancial services	Political risk insurance	Not active	Medical equipment	0.02	0.00

Appendix II: Overseas Private Investment Corporation (OPIC) Project Commitments in Selected Countries for Fiscal Years 2008 through 2014

Fiscal year	U.S. entity	Project name/ foreign sponsor	Sector	Instrument	Project status as of 9/30/14 ^a	Project description	Amount committed (dollars in millions)	Cumulative disbursed (dollars in millions)
2010	Mustafa Koita	Towershare (PVT) Ltd.	Communications	Direct loan	Not active ^b	Construction of telecommunications towers	9.79	0.00
2008	CHF International	Tameer Microfinance Bank Limited	Financial services	Direct loan	Not active ^b	Microfinance lending and liquidity management	5.00	0.00
2008	Hyperbaric Technologies, Inc.	Directorate General Procurement	Nonfinancial services	Political risk insurance	Not active	Portable hyperbaric chambers	0.03	0.00

Source: OPIC. | GAO-16-64

^a“Active” refers to those commitments with either undisbursed commitments or active outstanding commitments, such as unrepaid loans and active insurance projects. “Not active” refers to those commitments that have either been cancelled or have no outstanding commitments, such as those commitments that have already been repaid.

^bThe project was later cancelled.

Table 8: Overseas Private Investment Corporation (OPIC) Commitments in Peru for Fiscal Years 2008 through 2014

Fiscal year	U.S. entity	Project name/ foreign sponsor	Sector	Instrument	Project status as of 9/30/14 ^a	Project description	Amount committed (dollars in millions)	Cumulative disbursed (dollars in millions)
2014	Antonio Galindez / Solarpack	Moquegua FV S.A.C.	Energy - power generation	Direct loan	Active	19 megawatt solar power plant in southern Peru to be built on a site adjacent to the Panamericana plant	41.50	6.80
2013	Citibank, N.A.	CMFI-2-Financiera Creditos Arequipos, S.A.	Financial services	Loan guarantee	Active	Microfinance institution	7.78	7.00
2013	Citibank, N.A.	CMFI-2-Financiera Edyficar, S.A.	Financial services	Loan guarantee	Active	Microfinance institution	7.78	7.00
2013	ContourGlobal	Humboldt Current (Peru)	Energy - power generation	Direct loan	Active	114 megawatt wind power generation project at two sites in northwestern Peru	192.76	0.00
2012	Accion International	MiBanco-IFC Syndication	Financial services	Direct loan	Active	Loan to support the portfolio expansion of MiBanco	20.00	20.00

Appendix II: Overseas Private Investment Corporation (OPIC) Project Commitments in Selected Countries for Fiscal Years 2008 through 2014

Fiscal year	U.S. entity	Project name/ foreign sponsor	Sector	Instrument	Project status as of 9/30/14^a	Project description	Amount committed (dollars in millions)	Cumulative disbursed (dollars in millions)
2012	Conduit Capital Partners, LLC	Tacna Solar S.A.C. and Panamericana Solar	Energy - power generation	Loan guarantee	Active	Two 20 megawatt solar power plants	185.00	179.60
2012	Lucente Family Properties, LLC	Financiera TFC S.A.	Financial services	Political risk insurance	Not active	Consumer lending	0.50	0.00
2012	Lucente Family Properties, LLC	Total Artefactos S.A.	Nonfinancial services	Political risk insurance	Not active	Operation & expansion of retail stores	0.50	0.00
2011	Assured Guaranty	GTS Majes S.A.C. and GTS Reparticion S.A.C.	Energy - power generation	Loan guarantee	Active	Construction of solar power project	123.00	123.00
2011	GK Financing, LLC	Gamma Knife Peru	Nonfinancial services	Direct loan	Active	Installation/operation of stereotactic radiosurgery machine	2.06	2.06
2010	LFLP Holdings, LLC	Financiera TFC, S.A.	Financial services	Direct loan	Active	Expand portfolio of small & medium enterprise, micro-credit, and consumer loans	10.00	10.00
2010	Small Enterprise Assistance Funds	SEAF SME Debt Facility, LLC (Outsourcing Peru)	Transportation	Direct loan	Not active	Provider of logistics support to importers & exporters	3.00	3.00
2010	Small Enterprise Assistance Funds	SEAF SME Debt Facility, LLC (Sunshine Export)	Agriculture	Direct loan	Active	Exporter of mangos & tropical fruits	3.00	3.00
2009	Chemonics International	Not applicable	Nonfinancial services	Political risk insurance	Not active	Consulting services	2.86	0.00
2009	GTV GloboKasNet LLC	GloboKas Peru S.A.C.	Manufacturing	Political risk insurance	Not active	Correspondent agent network	2.50	0.00
2009	Michael Deutschman & Gino Picasso	GloboKas Peru S.A.C.	Financial services	Direct loan	Active	Expansion of financial-telecom services business	2.50	2.50

Appendix II: Overseas Private Investment Corporation (OPIC) Project Commitments in Selected Countries for Fiscal Years 2008 through 2014

Fiscal year	U.S. entity	Project name/ foreign sponsor	Sector	Instrument	Project status as of 9/30/14^a	Project description	Amount committed (dollars in millions)	Cumulative disbursed (dollars in millions)
2008	Wachovia Bank National Association	W-3 Banco Financiero Del Peru, S.A.	Financial services	Loan guarantee	Not active	Expansion of small & medium enterprise loan portfolio	10.00	10.00
2008	Wachovia Bank National Association	W-3 Banco Interamericano de Finanzas, S.A.	Financial services	Loan guarantee	Not active	Expansion of residential mortgage portfolio	10.00	10.00

Source: OPIC. | GAO-16-64

^a“Active” refers to those commitments with either undisbursed commitments or active outstanding commitments, such as unrepaid loans and active insurance projects. “Not active” refers to those commitments that have either been cancelled or have no outstanding commitments, such as those commitments that have already been repaid.

Appendix III: Descriptions of Select Overseas Private Investment Corporation (OPIC) Commitments in Four Countries, Fiscal Years 2008 through 2014

Below are summaries for 21 OPIC projects from 4 selected countries—Honduras, Kenya, Pakistan, and Peru—based on information we obtained from OPIC, as well as from our fieldwork.

Honduras

1. *Project:* CCA2 Digicel Honduras

Purpose/Description: Loan guarantee through OPIC's Framework Guarantee Facility Agreement with Citibank to establish a cellular telecommunications network, with 990 cell tower sites and the capacity to service 1.4 million subscribers.

Fiscal Year of Commitment: 2009

Commitment Amount: \$15 million

Environmental Risk Category: B

Expected Development Impact: Expand telecommunications infrastructure, create local jobs, and lower prices for cellular service, as well as support primary schools and mobile health clinics.

U.S. Connection: Citibank N.A.

Sector: Communications

Status: Not active. The borrower paid off the loan in 2011.

2. *Project:* Banco del Pais

Purpose/Description: Loan and loan guarantee through OPIC's Framework Guarantee Facility Agreement with Citibank to expand the facilities' small and medium sized enterprises lending portfolio, primarily in the areas of commercial, retail, real estate, services, and manufacturing.

Fiscal Year of Commitment: 2013

Commitment Amount: \$30 million

Environmental Risk Category: C

Expected Development Impact: Support the provision of loans to small and medium sized enterprises for overlooked sectors and support charitable activities in the host country including scholarships, clinics, orphanages, and schools.

U.S. Connection: Citibank N.A.

Sector: Financial services

Status: Active

3. *Project:* Inter-Mac International Inc.

Purpose/Description: Support development of affordable housing and an affordable lease purchase payment program for low-income families.

Fiscal Year of Commitment: 2008

Commitment Amount: \$70 million

Environmental Risk Category: B

Expected Development Impact: Provide affordable housing to an underserved portion of the Honduran population by encouraging the development of planned communities.

U.S. Connection: Clark Enterprises, Inc. a U.S.-based realty company.

Sector: Financial services

Status: Active. As of April 2015, the project had built housing units inhabited by 500 residents, as well as schools and playgrounds. Delays in a planned government subsidy program have limited credit availability, slowing progress.

4. *Project:* Grupo Jaremar

Purpose/Description: Loan guarantee through OPIC's South America Framework Facility Agreement with Citibank to refinance existing indebtedness and undertake capital expenditures related to expanding a palm oil plantation area, replacing boilers at two manufacturing facilities, and adding a bean processing production line along with other actions.

Fiscal Year of Commitment: 2010

Commitment Amount: \$15 million

Environmental Risk Category: B

Expected Development Impact: Support the creation of local jobs with training and benefits, and the use of renewable fuels through the project company's production of biogas and biodiesel. In addition, generate foreign exchange earnings through exports to countries in Central and North America.

U.S. Connection: Citibank N.A.

Sector: Manufacturing

Status: Active

5. *Project:* Grupo Jaremar

Purpose/Description: Two loans under OPIC's Global Framework Guarantee Facility Agreement with Citibank to expand the company's existing operations in the country, including production of soap, oils, shortening, and margarine.

Fiscal Year of Commitment: 2014

Commitment Amount: \$20.6 million

Environmental Risk Category: B

Expected Development Impact: Contribute to improved food security by increasing production and sale of a number of staple items.

U.S. Connection: Citibank N.A.

Sector: Manufacturing

Status: Active

Kenya

6. *Project:* International School of Kenya Limited

Purpose/Description: A campus expansion of the International School of Kenya, involving construction of a new elementary school, library, dining facility, faculty housing units, and infrastructure improvements.

Fiscal Year of Commitment: 2013

Commitment Amount: \$12 million

Environmental Risk Category: B

Expected Development Impact: Support improvements in education infrastructure.

U.S. Connection: U.S. directors and governors of The International School of Kenya Limited and the International School of Kenya Foundation.

Sector: Nonfinancial services

Status: Active

7. *Project:* Citibank Global Microfinance Framework Facility—K-Rep Bank

Purpose/Description: Loan guarantee through OPIC's Global Framework Guarantee Facility Agreement with Citibank to raise the visibility of the microfinance sector among mainstream investors and

encourage the use of best practices and more sophisticated financing techniques in microfinance more widely.

Fiscal year of Commitment: 2008

Commitment Amount: \$7.2 million

Environmental Risk Category: C

Expected Development Impact: Provide capital to microfinance institutions, benefitting income and quality of life for micro-entrepreneurs and their families.

U.S. Connection: Citibank N.A.

Sector: Financial services

Status: Not active

8. *Project:* Bridge International Academies Limited

Purpose/Description: A loan for the development and operation of 237 low-cost private schools, expanding facilities at 133 Bridge International Academies schools already operating in the country.

Fiscal Year of Commitment: 2013

Commitment Amount: \$10 million

Environmental Risk Category: B

Expected Development Impact: Expand low cost preprimary and primary education, utilizing new technologies and management techniques.

U.S. Connection: New Globe School Inc.

Sector: Nonfinancial services

Status: Active

9. *Project:* Orpower 4 Geothermal

Purpose/Description: A loan to add up to 52 megawatts of additional generating capacity to an existing geothermal facility, through the installation of additional turbine units.

Fiscal Year of Commitment: 2011

Commitment Amount: \$310 million

Environmental Risk Category: B

Expected Development Impact: Bring new capacity for supplying electricity through the national grid and provide newly hired staff with specialized training.

U.S. Connection: Ormat Technologies Inc.

Sector: Power generation

Status: Active

Pakistan

10. *Project:* Aga Khan Hospital and Medical College Foundation

Purpose/Description: A loan to expand and renovate existing spaces at the Aga Khan medical health care facilities in Karachi by building an ambulatory care building, center for innovation in medical education, child care center, and a new private wing.

Fiscal Year of Commitment: 2012

Commitment Amount: \$30 million

Environmental Risk Category: B

Expected Development Impact: Provide multiple health services under one roof, and bring free health care to poor patients by using the health service revenues from wealthier paying customers.

U.S. Connection: Aga Khan Foundation U.S.A.

Sector: Nonfinancial services

Status: Active

11. *Project:* Dewan Energy Limited

Purpose/Description: To operate a 50 megawatt wind power project in Pakistan's Jhimpir wind corridor.

Fiscal Year of Commitment: 2013

Commitment Amount: \$101.5 million

Environmental Risk Category: B

Expected Development Impact: Help alleviate an acute shortage of electricity in Pakistan and increase the diversification of power away from high-priced imported fuel oil.

U.S. Connection: General Electric International Inc.¹

Sector: Power generation

Status: Active. The project was originally expected to be operational in 2015 but was delayed by a lengthy approval process with the government of Pakistan. The project's requests to extend the period for government approval of tariff conditions were denied by the government, as were subsequent appeals. According to OPIC, the project sponsor must evaluate whether it wishes to move ahead and whether it wishes to pursue further financing with OPIC; if so, OPIC would need to underwrite the project again.

12. *Project:* Pakistan Mobil Communications Ltd.

Purpose/Description: Loan guarantee to Citibank under the Citibank Global Framework Agreement for its loan to Pakistan Mobil Communications Ltd., to maintain and expand telecommunications coverage in Pakistan and install 3G equipment at existing cell towers.

Fiscal Year of Commitment: 2012

Commitment Amount: \$33.3 million

Environmental Risk Category: B

Expected Development Impact: Support an expansion of telecommunications networks, with benefits including employment, training, local procurement and human capacity building.

U.S. Connection: Citibank N.A.

Sector: Communications

Status: Active

13. *Project:* Tameer Microfinance Bank

Purpose/Description: Loan to reimburse Citibank supporting Tameer's loan portfolio growth plans and improving its asset liability. In addition, the loan is to extend Tameer's microfinance lending to support people affected by flooding in 2010.

Fiscal Year of Commitment: 2011

Commitment Amount: \$21.5 million

¹General Electric is to provide operations and maintenance services to the project for 10 years, services worth at least 25 percent of project costs.

Environmental Risk Category: C

Expected Development Impact: Support extension of microfinance loans to clients in the country, with a specific program for those affected by 2010 floods.

U.S. Connection: Cooperative Housing Foundation

Sector: Financial services

Status: Cancelled

14. *Project:* Sapphire Wind Power Company Ltd.

Purpose/Description: Loan guarantee to finance a 50 megawatt wind power project in Pakistan's Jhimpir wind corridor.

Commitment Fiscal Year: 2013

Commitment Amount: \$95 million

Environmental Risk Category: B

Expected Development Impact: Expand renewable energy to the country's national grid, supporting the government's goal of diversifying power away from fuel oil, increase electricity supply, and bring advanced wind turbine equipment into the country.

U.S. Connection: General Electric Inc.²

Sector: Power generation

Status: Active

15. *Project:* TPL Properties, Ltd.

Purpose/Description: Loan to complete construction of an office tower building in Karachi.

Fiscal Year of Commitment: 2011

Commitment Amount: \$20 million

Environmental Risk Category: B

Expected Development Impact: Introduce higher building standards and more sophisticated technology into Karachi's real estate market and attract national and international businesses as tenants.

²General Electric is expected to supply wind turbine generators and provide operations and maintenance support through a subcontract to a Chinese company.

U.S. Connection: A private U.S. citizen

Sector: Construction

Status: Active. According to OPIC, the borrower intends to prepay the loan and has applied for required approvals.

Peru

16. *Project:* Banco Financiero del Peru

Purpose/Description: Loan guarantee through OPIC's Global Framework Facilities Agreement with Wachovia Bank to expand small and medium enterprise lending throughout the country.

FY of Commitment: 2008

Commitment Amount: \$10 million

Environmental Risk Category: C

Expected Development Impact: Expand lending to small and medium enterprises throughout the country.

U.S. Connection: Wachovia Bank

Sector: Financial services

Status: Not active

17. *Project:* Small Enterprise Assistance Fund SME Debt Facility LLC (Sunshine Exports)

Purpose/Description: Loan to help company finance working capital needs; complete the acquisition and lease repayment of recently added dehydration, freezing, and power equipment; and refinance the company's existing short-term debt.

Fiscal Year of Commitment: 2010

Commitment Amount: \$3 million

Environmental Risk Category: B

Expected Development Impact: Provide employment opportunities in rural, high poverty areas in the north of the country and introduce new production technologies to the local industry that will increase product lines and increase foreign exchange earnings through exports.

U.S. Connection: Small Enterprise Assistance Fund

Sector: Agriculture

Status: Active

18. *Project:* Small Enterprise Assistance Fund SME Debt Facility LLC
(Outsourcing Peru S.A.C.)

Purpose/Description: Loan to purchase the land and support the reconfiguration of space in an existing warehouse in Lima, including purchase of new racks, roofs, and office equipment. Proceeds will also be used to purchase a small fleet of trucks and special trailers to handle increased business volume.

Fiscal year of Commitment: 2010

Commitment Amount: \$3 million

Environment Risk Category: B

Expected Development Impact: Provide warehouse and storage facilities for processing, distribution, and logistics services for freight and cargo.

U.S. Connection: Small Enterprise Assistance Fund

Sector: Transportation

Status: Not active

19. *Project:* Tacna Solar S.A.C. and Panamericana Solar S.A.C.

Purpose/Description: Loan guarantee to support Conduit Capital Partners' investment to build two solar electricity generation plants in Peru. Electricity generated to be sold to Peru's national grid and support diversification of electrical generation in a poor rural area of Peru.

Fiscal Year of Commitment: 2012

Commitment Amount: \$185 million

Environmental Risk Category: B

Expected Development Impact: Improve local capacity by providing worker training and by expanding logistics services for local companies.

U.S. Connection: Conduit Capital Partners LLC

Sector: Power generation

Status: Active

20. *Project:* GTS Majes S.A.C. and GTS Reparticion S.A.C.

Purpose/Description: Loan guarantee to support the development, construction and operation of two 20-megawatt solar power projects in the country.

Fiscal Year of Commitment: 2011

Commitment Amount: \$123 million

Environmental Risk Category: B

Expected Development Impact: Expand capacity of the national grid through the generation of two new solar electric plants. In addition, expand employment and human capacity through the installation of advanced solar panel equipment in rural areas.

U.S. Connection: Assured Guaranty Municipal Corp.

Sector: Power generation

Status: Active

21. *Project:* Gamma Knife Peru

Purpose/Description: Operation of a Gamma Knife center at the Peruvian Air Force Hospital in Lima that will provide detection and treatment of tumors in military personnel and the general public.

Commitment date: 2011

Commitment Amount: \$2.1 million

Environmental Risk Category: B

Expected Development Impact: Transfer technology by utilizing new medical technologies and offering new services in the host country, and promote private sector development through local procurement.

U.S. Connection: GK Financing LLC

Sector: Nonfinancial services

Status: Active

Appendix IV: Overseas Private Investment Corporation (OPIC) Development Impact Scoring

OPIC officials score projects using applicant-provided data, which include both quantitative information (e.g., expected number of jobs) and qualitative information (e.g., new technique introduced). OPIC currently characterizes projects' development impact as indeterminate (1-24), developmental (25-59), and highly developmental (60-100). Table 9 illustrates the development impact scoring for a wind power project in Pakistan that was scored as highly developmental.

Table 9: Example of the Overseas Private Investment Corporation's (OPIC) Development Impact Indicators and Scoring for a Wind Power Project in Pakistan

Development indicator	Sub-indicator	Maximum score	Project score
Jobs and human capacity building	n/a	25	10
	Job creation	15	5
	Training	5	5
	Employment benefits	5	0
Demonstration effects	n/a	20	10
	New product/ technique	10	2.5
	Sector Impact	5	5
	Local ownership stake	5	2.5
Host-country impact	n/a	20	7.5
	Local procurement	15	5
	Fiscal impact	2.5	2.5
	Foreign exchange impact	2.5	0
Environmental and community benefits	n/a	15^a	15
	Community benefit	10	10
	Environmental benefits	10	10
Development reach	n/a	20	20
Total development impact score	n/a	100	62.5

Source: OPIC. | GAO-16-64

^aAccording to OPIC's policy, although the social benefits and environmental benefits sub-indicators may have a maximum score of 10 point each, the combined point total for this indicator is 15 points.

Appendix V: Comments from the Overseas Private Investment Corporation

OVERSEAS PRIVATE INVESTMENT CORPORATION
WASHINGTON, D.C. 20527, USA



OFFICE OF THE
PRESIDENT

November 17, 2015

Kimberly Gianopoulos
Acting Director, International Affairs and Trade
U.S. Government Accountability Office
Washington, D.C. 20584

Dear Ms. Gianopoulos:

Thank you for providing the Overseas Private Investment Corporation (“OPIC”) with the Government Accountability Office (the “GAO”) Report (the “Report”) entitled: “Additional Actions Can Result in Improved Selection and Monitoring Practices.” OPIC appreciates the work of the GAO on this audit and review of OPIC’s project selection and monitoring. Improvements in this area can help OPIC to continue to effectively deliver on its mission to mobilize private capital to help solve critical development challenges. OPIC accepts the two recommendations of the GAO and welcomes the opportunity to learn and improve.

The Report highlights a number of positive actions OPIC has taken over the last several years to improve its project selection and monitoring approach. For example, in 2010 OPIC developed a new Environmental and Social Policy Statement (the “ESPS”) with significant public input, which included the adoption of the Performance Standards on Environmental and Social Sustainability (the “Performance Standards”) of the International Finance Corporation (“IFC”). Then, with the benefit of some initial experience implementing the Performance Standards, which are widely recognized as industry best practice, OPIC prepared detailed procedures to implement the ESPS. OPIC’s ESPS and its procedures as well as the IFC Performance Standards and related guidance are all publicly available.

The Report also recognizes the additional work OPIC has done with respect to human rights impact screening over the past year. OPIC has developed and is testing a new draft procedure for human rights impact assessment in high risk environments, and has conducted a mapping of human rights issues against the IFC Performance Standards to ensure full coverage of such critical issues during project due diligence and monitoring. In addition, the Report recognizes the additional resources that OPIC has added in order to implement the ESPS.

The Report also points out that OPIC is a small agency relative to its counterparts like the IFC. As such, OPIC is diligent in its responsibility to manage its risks efficiently and effectively. To that end, and in addition to extensive monitoring of the financial health of OPIC’s portfolio, OPIC uses a statistical sampling methodology combined with risk-based monitoring to identify projects that require on-site monitoring for policy issues. Projects that pose a higher potential risk with respect to social, health and safety issues, U.S. economic effects, human rights, labor,

1100 NEW YORK AVE., N. W. · WASHINGTON, D. C. 20527 · FAX (202) 408-5133 · (202) 336-8401

or environmental impacts are more closely monitored than those with a lower potential risk. OPIC considers this a prudent and resource-efficient approach to managing risks in a manner commensurate with the risks that are specifically identified for a project.

The Report recommends that OPIC:


- 1) Establish specific timeframes and/or deadlines for submission of site visit reports; and
- 2) Assess the current project selection and monitoring processes to ensure that the risk associated with the use of client-reported data and limited site visits for monitoring is acceptable for meeting OPIC's monitoring goals.

OPIC accepts both recommendations. With respect to project site visit monitoring reports, in 2012 OPIC began a process by which policy staff prepare an agency-wide presentation on the findings of their site monitoring within several weeks of travel. This additional step was added to share the learning of such visits as widely and as quickly as possible. As OPIC has found this to be an effective addition to our overall approach of augmenting knowledge of lessons learned across the agency, OPIC intends to update its monitoring procedures to reflect the Report's recommendation and to codify this agency-wide presentation.

As a Development Finance Institution ("DFI"), OPIC is constantly looking to developments in the DFI community and in the private sector community that we serve, for ways to improve our approach to development. For example, we periodically review the forms that we use to collect information in order to ensure that the questions make sense to our clients and that the information that they elicit is useful. This past year we reviewed and revised our development impact assessment methodology to reflect OPIC's learning over time and also to incorporate harmonized development indicators that have been extensively analyzed, discussed, and agreed within a technical working group of about 20 other DFIs around the world. Likewise, OPIC appreciates the input and review of the GAO through this audit and will use this input as an opportunity to review OPIC's selection and monitoring process more generally over the coming year.

OPIC again thanks the GAO for the opportunity to discuss these important issues.

Sincerely,



Elizabeth L. Littlefield

Appendix VI: GAO Contact and Staff Acknowledgments

GAO Contact

Kimberly M. Gianopoulos, (202) 512-8612 or gianopoulosk@gao.gov.

Staff Acknowledgments

In addition to the contact named above, Celia Thomas (Assistant Director), Tom Zingale (Analyst-in-Charge), Amanda Bartine, Benjamin L. Sponholtz, John O'Trakoun, Seyda Wentworth, Jeff Isaacs, Maia Draper, Karen Deans, Brandon Hunt, Sushmita Srikanth, and Tina Cheng made key contributions to this report. Ashley Alley, David Dornisch, and Ernie Jackson provided technical assistance.

Appendix VII: Accessible Data

Agency Comment Letter

Text of Appendix V:
Comments from the
Overseas Private
Investment Corporation

Page 1

OVERSEAS PRIVATE INVESTMENT CORPORATION

WASHINGTON, D.C. 20527, USA

OFFICE OF THE PRESIDENT

November 17, 2015

Kimberly Gianopoulos

Acting Director, International Affairs and Trade

U.S. Government Accountability Office

Washington, D.C. 20584

Dear Ms. Gianopoulos:

Thank you for providing the Overseas Private Investment Corporation ("OPIC") with the Government Accountability Office (the "GAO") Report (the "Report") entitled: "Additional Actions Can Result in Improved Selection and Monitoring Practices." OPIC appreciates the work of the GAO on this audit and review of OPIC's project selection and monitoring. Improvements in this area can help OPIC to continue to effectively deliver on its mission to mobilize private capital to help solve critical development challenges. OPIC accepts the two recommendations of the GAO and welcomes the opportunity to learn and improve.

The Report highlights a number of positive actions OPIC has taken over the last several years to improve its project selection and monitoring approach. For example, in 2010 OPIC developed a new Environmental

and Social Policy Statement (the "ESPS") with significant public input, which included the adoption of the Performance Standards on Environmental and Social Sustainability (the "Performance Standards") of the International Finance Corporation ("IFC"). Then, with the benefit of some initial experience implementing the Performance Standards, which are widely recognized as industry best practice, OPIC prepared detailed procedures to implement the ESPS. OPIC's ESPS and its procedures as well as the IFC Performance Standards and related guidance are all publicly available.

The Report also recognizes the additional work OPIC has done with respect to human rights impact screening over the past year. OPIC has developed and is testing a new draft procedure for human rights impact assessment in high risk environments, and has conducted a mapping of human rights issues against the IFC Performance Standards to ensure full coverage of such critical issues during project due diligence and monitoring. In addition, the Report recognizes the additional resources that OPIC has added in order to implement the ESPS.

The Report also points out that OPIC is a small agency relative to its counterparts like the IFC. As such, OPIC is diligent in its responsibility to manage its risks efficiently and effectively. To that end, and in addition to extensive monitoring of the financial health of OPIC's portfolio, OPIC uses a statistical sampling methodology combined with risk-based monitoring to identify projects that require on-site monitoring for policy issues. Projects that pose a higher potential risk with respect to social, health and safety issues, U.S. economic effects, human rights, labor,

Page 2

or environmental impacts are more closely monitored than those with a lower potential risk. OPIC considers this a prudent and resource-efficient approach to managing risks in a manner commensurate with the risks that are specifically identified for a project.

The Report recommends that OPIC:

- 1) Establish specific timeframes and/or deadlines for submission of site visit reports; and
- 2) Assess the current project selection and monitoring processes to ensure that the risk associated with the use of client-reported data and limited site visits for monitoring is acceptable for meeting OPIC's monitoring goals.

OPIC accepts both recommendations. With respect to project site visit monitoring reports, in 2012 OPIC began a process by which policy staff prepare an agency-wide presentation on the findings of their site monitoring within several weeks of travel. This additional step was added to share the learning of such visits as widely and as quickly as possible. As OPIC has found this to be an effective addition to our overall approach of augmenting knowledge of lessons learned across the agency, OPIC intends to update its monitoring procedures to reflect the Report's recommendation and to codify this agency-wide presentation.

As a Development Finance Institution ("DFI"), OPIC is constantly looking to developments in the DFI community and in the private sector community that we serve, for ways to improve our approach to development. For example, we periodically review the forms that we use to collect information in order to ensure that the questions make sense to our clients and that the information that they elicit is useful. This past year we reviewed and revised our development impact assessment methodology to reflect OPIC's learning over time and also to incorporate harmonized development indicators that have been extensively analyzed, discussed, and agreed within a technical working group of about 20 other DF is around the world. Likewise, OPIC appreciates the input and review of the GAO through this audit and will use this input as an opportunity to review OPIC's selection and monitoring process more generally over the coming year.

OPIC again thanks the GAO for the opportunity to discuss these important issues.

Sincerely,

Elizabeth L. Littlefield

Data Table

Data Table for Highlights Figure and Figure 3: Overseas Private Investment Corporation's (OPIC) New Commitments Worldwide by Value and Number, Fiscal Years 2008 through 2014

Fiscal year	Value of commitments	Number of commitments
2008	1319	61
2009	3448	160
2010	2354	110
2011	2740	100
2012	3932	99

Fiscal year	Value of commitments	Number of commitments
2013	3927	104
2014	2963	84

Data Table for Figure 4: Composition of Overseas Private Investment Corporation's (OPIC) New Commitments Worldwide by Financial Instrument Type, Fiscal Years 2008-2014

Investment funds	Political risk insurance	Direct loans	Loan guarantees
10	11	23	57

Data Table for Figure 5: Composition of Overseas Private Investment Corporation's (OPIC) New Commitments by Region, Fiscal Years 2008-2014

Region	Value of commitments	Number of commitments
Latin America & Caribbean	6043	203
Sub-Saharan Africa	4530	143
Middle East & North Africa	3107	71
Asia & Pacific	2799	118
Europe	1997	33
New independent states	1256	124
Cross-regional	950	26

Data Table for Figure 6: Composition of Overseas Private Investment Corporation's (OPIC) New Commitments by Country Per Capita Income Category, Fiscal Years 2008 through 2014

Income category	Value of commitments	Number of commitments
Low	4238	217
Middle	6578	286
High	6342	140

Data Table for Figure 7: Sector Trends in Overseas Private Investment Corporation's (OPIC) New Commitments Worldwide by Dollar Value, Fiscal Years 2008 through 2014

Fiscal year	Power generation	Financial services	Nonfinancial services	Manufacturing	Other
-------------	------------------	--------------------	-----------------------	---------------	-------

Fiscal year	Power generation	Financial services	Nonfinancial services	Manufacturing	Other
2008	859	1	31	10	417
2009	2325	308	498	98	219
2010	1665	324	64	93	209
2011	1047	1005	365	151	172
2012	2068	764	378	274	448
2013	1613	1214	621	368	111
2014	1291	1222	62	74	315

Data Table for Figure 8: Overseas Private Investment Corporation's (OPIC) New Commitments by Sector in Selected Countries, Fiscal Years 2008 through 2014

Countries	Power generation	Financial services	Nonfinancial services	Manufacturing	Communication	Other	Number of commitments
Honduras	0	178	3	36	15	15	11
Kenya	310	19	22	46	0	1	11
Pakistan	344	177	62	0	43	20	17
Peru	542	69	5	3	0	6	18

GAO's Mission

The Government Accountability Office, the audit, evaluation, and investigative arm of Congress, exists to support Congress in meeting its constitutional responsibilities and to help improve the performance and accountability of the federal government for the American people. GAO examines the use of public funds; evaluates federal programs and policies; and provides analyses, recommendations, and other assistance to help Congress make informed oversight, policy, and funding decisions. GAO's commitment to good government is reflected in its core values of accountability, integrity, and reliability.

Obtaining Copies of GAO Reports and Testimony

The fastest and easiest way to obtain copies of GAO documents at no cost is through GAO's website (<http://www.gao.gov>). Each weekday afternoon, GAO posts on its website newly released reports, testimony, and correspondence. To have GAO e-mail you a list of newly posted products, go to <http://www.gao.gov> and select "E-mail Updates."

Order by Phone

The price of each GAO publication reflects GAO's actual cost of production and distribution and depends on the number of pages in the publication and whether the publication is printed in color or black and white. Pricing and ordering information is posted on GAO's website, <http://www.gao.gov/ordering.htm>.

Place orders by calling (202) 512-6000, toll free (866) 801-7077, or TDD (202) 512-2537.

Orders may be paid for using American Express, Discover Card, MasterCard, Visa, check, or money order. Call for additional information.

Connect with GAO

Connect with GAO on [Facebook](#), [Flickr](#), [Twitter](#), and [YouTube](#).
Subscribe to our [RSS Feeds](#) or [E-mail Updates](#).
Listen to our [Podcasts](#) and read [The Watchblog](#).
Visit GAO on the web at www.gao.gov.

To Report Fraud, Waste, and Abuse in Federal Programs

Contact:

Website: <http://www.gao.gov/fraudnet/fraudnet.htm>

E-mail: fraudnet@gao.gov

Automated answering system: (800) 424-5454 or (202) 512-7470

Congressional Relations

Katherine Siggerud, Managing Director, siggerudk@gao.gov, (202) 512-4400, U.S. Government Accountability Office, 441 G Street NW, Room 7125, Washington, DC 20548

Public Affairs

Chuck Young, Managing Director, youngc1@gao.gov, (202) 512-4800
U.S. Government Accountability Office, 441 G Street NW, Room 7149
Washington, DC 20548